

Anti-UCK2 antibody

Cat. No.	ml163225
Package	25 µl/100 µl/200 µl
Storage	-20°C, pH7.4 PBS, 0.05% NaN ₃ , 40% Glycerol

Product overview

Description	Anti-UCK2 rabbit polyclonal antibody
Applications	ELISA, IHC
Immunogen	Synthetic peptide of human UCK2
Reactivity	Human, Mouse, Rat
Content	0.4 mg/ml
Host species	Rabbit
Ig class	Immunogen-specific rabbit IgG
Purification	Antigen affinity purification

Target information

Symbol	UCK2
Full name	uridine-cytidine kinase 2
Synonyms	UK; UMPK; TSA903
Swissprot	Q9BZX2

Target Background

This gene encodes a pyrimidine ribonucleoside kinase. The encoded protein (EC 2.7.1.48) catalyzes phosphorylation of uridine and cytidine to uridine monophosphate (UMP) and cytidine monophosphate (CMP), respectively.

订购热线: 4008-898-798

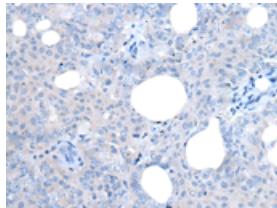
Applications

Immunohistochemistry

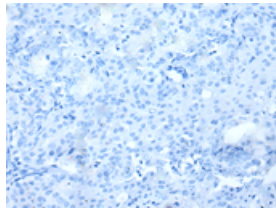
Predicted cell location: Cytoplasm

Positive control: Human ovarian cancer

Recommended dilution: 10-50



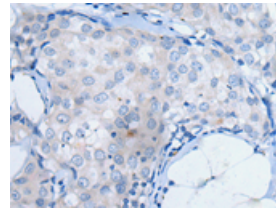
The image on the left is immunohistochemistry of paraffin-embedded Human ovarian cancer tissue using ml163225(UCK2 Antibody) at dilution 1/25, on the right is treated with synthetic peptide. (Original magnification: $\times 200$)



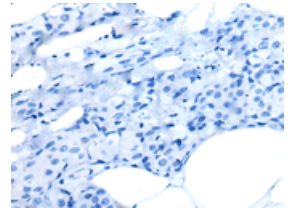
Predicted cell location: Cytoplasm

Positive control: Human breast cancer

Recommended dilution: 10-50



The image on the left is immunohistochemistry of paraffin-embedded Human breast cancer tissue using ml163225(UCK2 Antibody) at dilution 1/25, on the right is treated with synthetic peptide. (Original magnification: $\times 200$)



ELISA

Recommended dilution: 5000-10000

联系电话: 4008-898-798, 021-61725725

联系QQ: 2881505695, 2881505696

邮箱: mlbio_cn@yeah.net

网址: www.mlbio.cn