

Anti-A4GNT antibody

Cat. No.	ml221430
Package	25 µl/100 µl/200 µl
Storage	-20°C, pH7.4 PBS, 0.05% NaN ₃ , 40% Glycerol

Product overview

Description	Anti-A4GNT rabbit polyclonal antibody
Applications	ELISA, IHC
Immunogen	Fusion protein of human A4GNT
Reactivity	Human
Content	0.2 mg/ml
Host species	Rabbit
Ig class	Immunogen-specific rabbit IgG
Purification	Antigen affinity purification

Target information

Symbol	A4GNT
Full name	alpha-1,4-N-acetylglucosaminyltransferase
Synonyms	alpha4GnT
Swissprot	Q9UNA3

Target Background

This gene encodes a protein from the glycosyltransferase 32 family. The enzyme catalyzes the transfer of N-acetylglucosamine (GlcNAc) to core 2 branched O-glycans. It forms a unique glycan, GlcNAc α 1 \rightarrow 4Gal β 1 \rightarrow 6R and is largely associated with the Golgi apparatus membrane.

订购热线: 4008-898-798

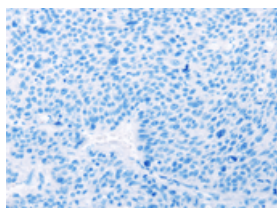
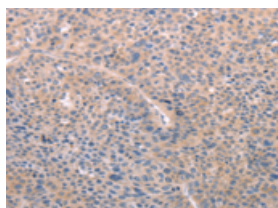
Applications

Immunohistochemistry

Predicted cell location: Cytoplasm

Positive control: Human liver cancer

Recommended dilution: 25-100

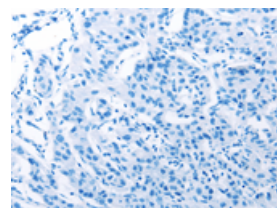
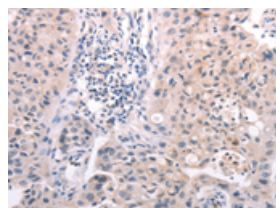


The image on the left is immunohistochemistry of paraffin-embedded Human liver cancer tissue using ml221430(A4GNT Antibody) at dilution 1/25, on the right is treated with fusion protein. (Original magnification: $\times 200$)

Predicted cell location: Cytoplasm

Positive control: Human lung cancer

Recommended dilution: 25-100



The image on the left is immunohistochemistry of paraffin-embedded Human lung cancer tissue using ml221430(A4GNT Antibody) at dilution 1/25, on the right is treated with fusion protein. (Original magnification: $\times 200$)

ELISA

Recommended dilution: 2000-5000

联系电话: 4008-898-798, 021-61725725

联系QQ: 2881505695, 2881505696

邮箱: mlbio_cn@yeah.net

网址: www.mlbio.cn