

Anti-ALG9 antibody

Cat. No.	ml221578
Package	25 µl/100 µl/200 µl
Storage	-20°C, pH7.4 PBS, 0.05% NaN ₃ , 40% Glycerol

Product overview

Description	Anti-ALG9 rabbit polyclonal antibody
Applications	ELISA, IHC
Immunogen	Fusion protein of human ALG9
Reactivity	Human, Mouse
Content	0.1 mg/ml
Host species	Rabbit
Ig class	Immunogen-specific rabbit IgG
Purification	Antigen affinity purification

Target information

Symbol	ALG9
Full name	ALG9, alpha-1,2-mannosyltransferase
Synonyms	CDG1L; DIBD1; LOH11CR1J
Swissprot	Q9H6U8

Target Background

This gene encodes an alpha-1,2-mannosyltransferase enzyme that functions in lipid-linked oligosaccharide assembly. Mutations in this gene result in congenital disorder of glycosylation type II. Multiple transcript variants encoding different isoforms have been found for this gene.

订购热线: 4008-898-798

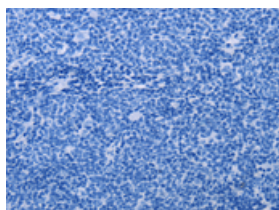

Applications

Immunohistochemistry

Predicted cell location: Cytoplasm

Positive control: Human lymphoma

Recommended dilution: 50-200

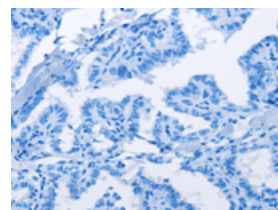
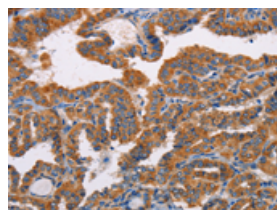


The image on the left is immunohistochemistry of paraffin-embedded Human lymphoma tissue using ml221578(ALG9 Antibody) at dilution 1/30, on the right is treated with fusion protein. (Original magnification: $\times 200$)

Predicted cell location: Cytoplasm

Positive control: Human thyroid cancer

Recommended dilution: 50-200



The image on the left is immunohistochemistry of paraffin-embedded Human thyroid cancer tissue using ml221578(ALG9 Antibody) at dilution 1/30, on the right is treated with fusion protein. (Original magnification: $\times 200$)

ELISA

Recommended dilution: 2000-5000

联系电话: 4008-898-798, 021-61725725

联系QQ: 2881505695, 2881505696

邮箱: mlbio_cn@yeah.net

网址: www.mlbio.cn