

Anti-MUSK antibody

Cat. No.	ml221816
Package	25 µl/100 µl/200 µl
Storage	-20°C, pH7.4 PBS, 0.05% NaN ₃ , 40% Glycerol

Product overview

Description	Anti-MUSK rabbit polyclonal antibody
Applications	ELISA, IHC
Immunogen	Fusion protein of human MUSK
Reactivity	Human, Mouse, Rat
Content	0.5 mg/ml
Host species	Rabbit
Ig class	Immunogen-specific rabbit IgG
Purification	Antigen affinity purification

Target information

Symbol	MUSK
Full name	muscle, skeletal, receptor tyrosine kinase
Synonyms	
Swissprot	O15146

Target Background

This gene encodes a muscle-specific tyrosine kinase receptor. The encoded protein may play a role in clustering of the acetylcholine receptor in the postsynaptic neuromuscular junction. Mutations in this gene have been associated with congenital myasthenic syndrome. Alternatively spliced transcript variants have been described.

订购热线: 4008-898-798

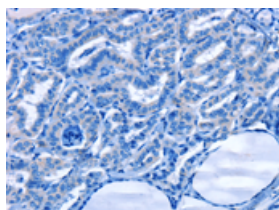
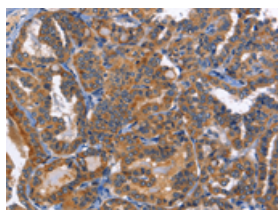
Applications

Immunohistochemistry

Predicted cell location: Cytoplasm

Positive control: Human thyroid cancer

Recommended dilution: 50-200

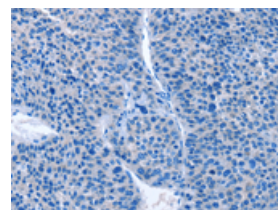
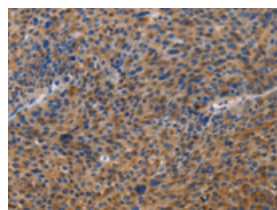


The image on the left is immunohistochemistry of paraffin-embedded Human thyroid cancer tissue using ml221816(MUSK Antibody) at dilution 1/40, on the right is treated with fusion protein. (Original magnification: $\times 200$)

Predicted cell location: Cytoplasm

Positive control: Human liver cancer

Recommended dilution: 50-200



The image on the left is immunohistochemistry of paraffin-embedded Human liver cancer tissue using ml221816(MUSK Antibody) at dilution 1/40, on the right is treated with fusion protein. (Original magnification: $\times 200$)

ELISA

Recommended dilution: 1000-5000

联系电话: 4008-898-798, 021-61725725

联系QQ: 2881505695, 2881505696

邮箱: mlbio_cn@yeah.net

网址: www.mlbio.cn