

Anti-FAAH2 antibody

Cat. No.	ml222328
Package	25 µl/100 µl/200 µl
Storage	-20°C, pH7.4 PBS, 0.05% NaN ₃ , 40% Glycerol

Product overview

Description	Anti-FAAH2 rabbit polyclonal antibody
Applications	ELISA, IHC
Immunogen	Fusion protein of human FAAH2
Reactivity	Human
Content	0.5 mg/ml
Host species	Rabbit
Ig class	Immunogen-specific rabbit IgG
Purification	Antigen affinity purification

Target information

Symbol	FAAH2
Full name	fatty acid amide hydrolase 2
Synonyms	AMDD
Swissprot	Q6GMR7

Target Background

This gene encodes a fatty acid amide hydrolase that shares a conserved protein motif with the amidase signature family of enzymes. The encoded enzyme is able to catalyze the hydrolysis of a broad range of bioactive lipids, including those from the three main classes of fatty acid amides; N-acyl ethanolamines, fatty acid primary amides and N-acyl amino acids. This enzyme has a preference for monounsaturated acyl chains as a substrate.

订购热线: 4008-898-798

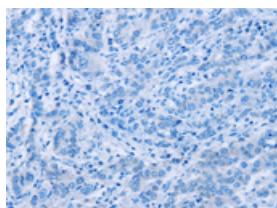
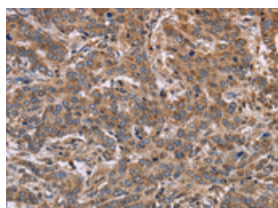
Applications

Immunohistochemistry

Predicted cell location: Cytoplasm

Positive control: Human liver cancer

Recommended dilution: 50-200

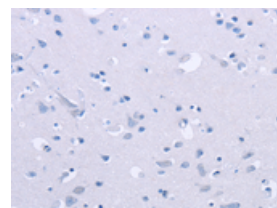
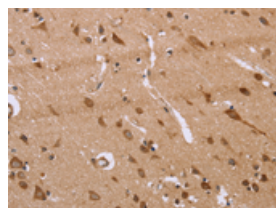


The image on the left is immunohistochemistry of paraffin-embedded Human liver cancer tissue using ml222328(FAAH2 Antibody) at dilution 1/30, on the right is treated with fusion protein. (Original magnification: $\times 200$)

Predicted cell location: Cytoplasm

Positive control: Human brain

Recommended dilution: 50-200



The image on the left is immunohistochemistry of paraffin-embedded Human brain tissue using ml222328(FAAH2 Antibody) at dilution 1/30, on the right is treated with fusion protein. (Original magnification: $\times 200$)

ELISA

Recommended dilution: 2000-5000

联系电话: 4008-898-798, 021-61725725

联系QQ: 2881505695, 2881505696

邮箱: mlbio_cn@yeah.net

网址: www.mlbio.cn