

Anti-RNF115 antibody

Cat. No.	ml223615
Package	25 µl/100 µl/200 µl
Storage	-20°C, pH7.4 PBS, 0.05% NaN ₃ , 40% Glycerol

Product overview

Description	Anti-RNF115 rabbit polyclonal antibody
Applications	ELISA, IHC
Immunogen	Full length fusion protein
Reactivity	Human, Mouse
Content	1 mg/ml
Host species	Rabbit
Ig class	Immunogen-specific rabbit IgG
Purification	Antigen affinity purification

Target information

Symbol	RNF115
Full name	ring finger protein 115
Synonyms	BCA2; ZNF364
Swissprot	Q9Y4L5

Target Background

E3 ubiquitin-protein ligase that mediates E2-dependent, 'Lys-48'- and/or 'Lys-63'-linked polyubiquitination of substrates and may play a role in diverse biological processes. Through their polyubiquitination, may play a role in the endosomal trafficking and degradation of membrane receptors including EGFR, FLT3, MET and CXCR4.

订购热线: 4008-898-798

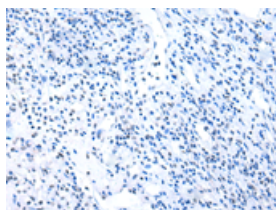
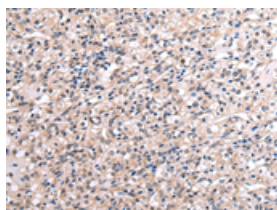
Applications

Immunohistochemistry

Predicted cell location: Cytoplasm

Positive control: Human liver cancer

Recommended dilution: 30-150

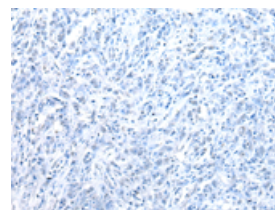
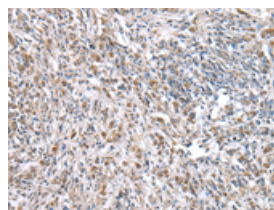


The image on the left is immunohistochemistry of paraffin-embedded Human liver cancer tissue using ml223615(RNF115 Antibody) at dilution 1/45, on the right is treated with fusion protein. (Original magnification: $\times 200$)

Predicted cell location: Cytoplasm

Positive control: Human prostate cancer

Recommended dilution: 30-150



The image on the left is immunohistochemistry of paraffin-embedded Human prostate cancer tissue using ml223615(RNF115 Antibody) at dilution 1/45, on the right is treated with fusion protein. (Original magnification: $\times 200$)

ELISA

Recommended dilution: 2000-10000

联系电话: 4008-898-798, 021-61725725

联系QQ: 2881505695, 2881505696

邮箱: mlbio_cn@yeah.net

网址: www.mlbio.cn