

Anti-ZBTB18 antibody

Cat. No.	ml224010
Package	25 µl/100 µl/200 µl
Storage	-20°C, pH7.4 PBS, 0.05% NaN ₃ , 40% Glycerol

Product overview

Description	Anti-ZBTB18 rabbit polyclonal antibody
Applications	ELISA, IHC
Immunogen	Fusion protein of human ZBTB18
Reactivity	Human, Mouse, Rat
Content	0.9 mg/ml
Host species	Rabbit
Ig class	Immunogen-specific rabbit IgG
Purification	Antigen affinity purification

Target information

Symbol	ZBTB18
Full name	zinc finger and BTB domain containing 18
Synonyms	RP58; MRD22; TAZ-1; ZNF238; C2H2-171
Swissprot	Q99592

Target Background

This gene encodes a C2H2-type zinc finger protein which acts a transcriptional repressor of genes involved in neuronal development. The encoded protein recognizes a specific sequence motif and recruits components of chromatin to target genes. Alternative splicing results in multiple transcript variants.

订购热线: 4008-898-798

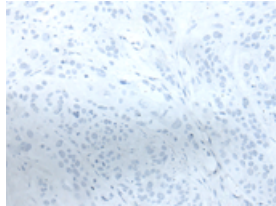
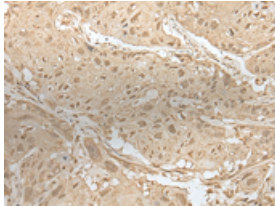
Applications

Immunohistochemistry

Predicted cell location: Nucleus

Positive control: Human esophagus cancer

Recommended dilution: 40-250

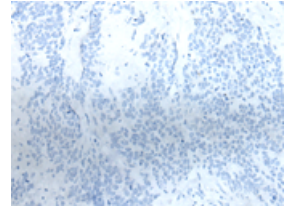
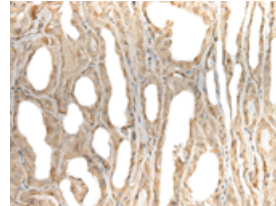


The image on the left is immunohistochemistry of paraffin-embedded Human esophagus cancer tissue using ml224010(ZBTB18 Antibody) at dilution 1/50, on the right is treated with fusion protein. (Original magnification: $\times 200$)

Predicted cell location: Nucleus

Positive control: Human thyroid cancer

Recommended dilution: 40-250



The image on the left is immunohistochemistry of paraffin-embedded Human thyroid cancer tissue using ml224010(ZBTB18 Antibody) at dilution 1/50, on the right is treated with fusion protein. (Original magnification: $\times 200$)

ELISA

Recommended dilution: 5000-10000

联系电话: 4008-898-798, 021-61725725

联系QQ: 2881505695, 2881505696

邮箱: mlbio_cn@yeah.net

网址: www.mlbio.cn