

Anti-ZSCAN12 antibody

Cat. No.	ml224047
Package	25 µl/100 µl/200 µl
Storage	-20°C, pH7.4 PBS, 0.05% NaN ₃ , 40% Glycerol

Product overview

Description	Anti-ZSCAN12 rabbit polyclonal antibody
Applications	ELISA, IHC
Immunogen	Fusion protein of human ZSCAN12
Reactivity	Human
Content	0.7 mg/ml
Host species	Rabbit
Ig class	Immunogen-specific rabbit IgG
Purification	Antigen affinity purification

Target information

Symbol	ZSCAN12
Full name	zinc finger and SCAN domain containing 12
Synonyms	ZFP96; ZNF96; ZNF305; ZNF29K1; dJ29K1.2
Swissprot	O43309

Target Background

May be involved in transcriptional regulation.

订购热线: 4008-898-798

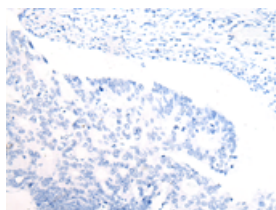
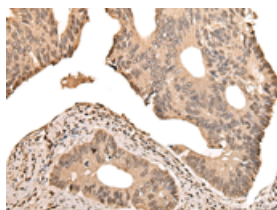
Applications

Immunohistochemistry

Predicted cell location: Cytoplasm and Nucleus

Positive control: Human colorectal cancer

Recommended dilution: 40-200

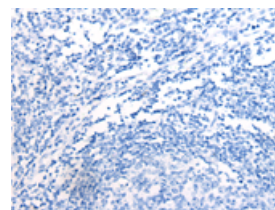
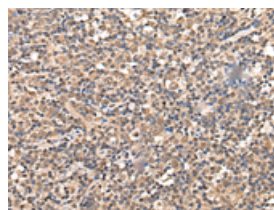


The image on the left is immunohistochemistry of paraffin-embedded Human colorectal cancer tissue using ml224047(ZSCAN12 Antibody) at dilution 1/50, on the right is treated with fusion protein. (Original magnification: ×200)

Predicted cell location: Cytoplasm and Nucleus

Positive control: Human tonsil

Recommended dilution: 40-200



The image on the left is immunohistochemistry of paraffin-embedded Human tonsil tissue using ml224047(ZSCAN12 Antibody) at dilution 1/50, on the right is treated with fusion protein. (Original magnification: ×200)

ELISA

Recommended dilution: 5000-10000

联系电话: 4008-898-798, 021-61725725

联系QQ: 2881505695, 2881505696

邮箱: mlbio_cn@yeah.net

网址: www.mlbio.cn