

Anti-BTK antibody

Cat. No.	ml224289
Package	25 µl/100 µl/200 µl
Storage	-20°C, pH7.4 PBS, 0.05% NaN ₃ , 40% Glycerol

Product overview

Description	Anti-BTK rabbit polyclonal antibody
Applications	ELISA, IHC
Immunogen	Fusion protein of human BTK
Reactivity	Human, Mouse
Content	0.3 mg/ml
Host species	Rabbit
Ig class	Immunogen-specific rabbit IgG
Purification	Antigen affinity purification

Target information

Symbol	BTK
Full name	Bruton tyrosine kinase
Synonyms	AT; ATK; BPK; XLA; IMD1; AGMX1; PSCTK1
Swissprot	Q06187

Target Background

The protein encoded by this gene plays a crucial role in B-cell development. Mutations in this gene cause X-linked agammaglobulinemia type 1, which is an immunodeficiency characterized by the failure to produce mature B lymphocytes, and associated with a failure of Ig heavy chain rearrangement. Alternative splicing results in multiple transcript variants encoding different isoforms.

订购热线: 4008-898-798

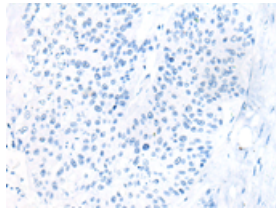
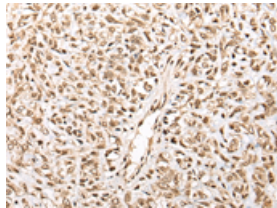
Applications

Immunohistochemistry

Predicted cell location: Nucleus

Positive control: Human lung cancer

Recommended dilution: 25-100

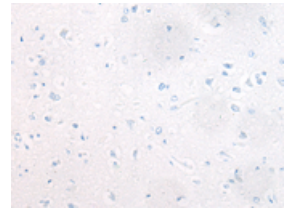
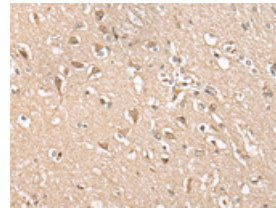


The image on the left is immunohistochemistry of paraffin-embedded Human lung cancer tissue using ml224289(BTK Antibody) at dilution 1/35, on the right is treated with fusion protein. (Original magnification: $\times 200$)

Predicted cell location: Nucleus

Positive control: Human brain

Recommended dilution: 25-100



The image on the left is immunohistochemistry of paraffin-embedded Human brain tissue using ml224289(BTK Antibody) at dilution 1/35, on the right is treated with fusion protein. (Original magnification: $\times 200$)

ELISA

Recommended dilution: 5000-10000

联系电话: 4008-898-798, 021-61725725

联系QQ: 2881505695, 2881505696

邮箱: mlbio_cn@yeah.net

网址: www.mlbio.cn