

## Anti-DAOA antibody

<b>Cat. No.</b>	ml224727
<b>Package</b>	25 µl/100 µl/200 µl
<b>Storage</b>	-20°C, pH7.4 PBS, 0.05% NaN <sub>3</sub> , 40% Glycerol

### Product overview

<b>Description</b>	Anti-DAOA rabbit polyclonal antibody
<b>Applications</b>	ELISA, IHC
<b>Immunogen</b>	Full length fusion protein
<b>Reactivity</b>	Human
<b>Content</b>	0.54 mg/ml
<b>Host species</b>	Rabbit
<b>Ig class</b>	Immunogen-specific rabbit IgG
<b>Purification</b>	Antigen affinity purification

### Target information

<b>Symbol</b>	DAOA
<b>Full name</b>	D-amino acid oxidase activator
<b>Synonyms</b>	LG72; SG72
<b>Swissprot</b>	P59103

### Target Background

This gene encodes a protein that may function as an activator of D-amino acid oxidase, which degrades the gliotransmitter D-serine, a potent activator of N-methyl-D-aspartate (NMDA) type glutamate receptors. Studies also suggest that one encoded isoform may play a role in mitochondrial function and dendritic arborization. Polymorphisms in this gene have been implicated in susceptibility to schizophrenia and bipolar affective disorder. Alternatively spliced transcript variants encoding different isoforms have been identified.

订购热线: 4008-898-798

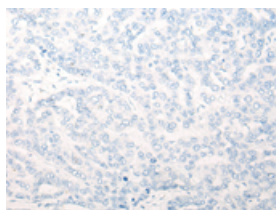
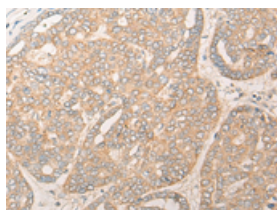
## Applications

### Immunohistochemistry

Predicted cell location: Cytoplasm

Positive control: Human liver cancer

Recommended dilution: 25-100

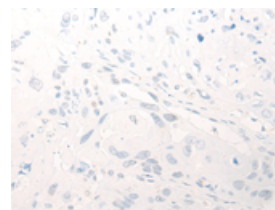
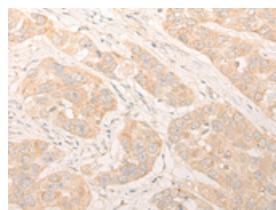


The image on the left is immunohistochemistry of paraffin-embedded Human liver cancer tissue using ml224727(DAOA Antibody) at dilution 1/20, on the right is treated with fusion protein. (Original magnification:  $\times 200$ )

Predicted cell location: Cytoplasm

Positive control: Human esophagus cancer

Recommended dilution: 25-100



The image on the left is immunohistochemistry of paraffin-embedded Human esophagus cancer tissue using ml224727(DAOA Antibody) at dilution 1/20, on the right is treated with fusion protein. (Original magnification:  $\times 200$ )

### ELISA

Recommended dilution: 5000-10000

联系电话: 4008-898-798, 021-61725725

联系QQ: 2881505695, 2881505696

邮箱: [mlbio\\_cn@yeah.net](mailto:mlbio_cn@yeah.net)

网址: [www.mlbio.cn](http://www.mlbio.cn)