

Anti-DAZ1 antibody

Cat. No.	ml224734
Package	25 µl/100 µl/200 µl
Storage	-20°C, pH7.4 PBS, 0.05% NaN ₃ , 40% Glycerol

Product overview

Description	Anti-DAZ1 rabbit polyclonal antibody
Applications	ELISA, IHC
Immunogen	Fusion protein of human DAZ1
Reactivity	Human
Content	1.08 mg/ml
Host species	Rabbit
Ig class	Immunogen-specific rabbit IgG
Purification	Antigen affinity purification

Target information

Symbol	DAZ1
Full name	deleted in azoospermia 1
Synonyms	DAZ; SPGY
Swissprot	Q9NQZ3

Target Background

This gene is a member of the DAZ gene family and is a candidate for the human Y-chromosomal azoospermia factor (AZF). Its expression is restricted to premeiotic germ cells, particularly in spermatogonia. It encodes an RNA-binding protein that is important for spermatogenesis. Four copies of this gene are found on chromosome Y within palindromic duplications; one pair of genes is part of the P2 palindrome and the second pair is part of the P1 palindrome. Each gene contains a 2.4 kb repeat including a 72-bp exon, called the DAZ repeat; the number of DAZ repeats is variable and there are several variations in the sequence of the DAZ repeat. Each copy of the gene also contains a 10.8 kb region that may be amplified; this region includes five exons that encode an RNA recognition motif (RRM) domain. This gene contains three copies of the 10.8 kb repeat. However, no transcripts containing three copies of the RRM domain have been described; thus the RefSeq for this gene contains only two RRM domains.

订购热线: 4008-898-798

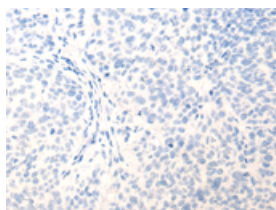
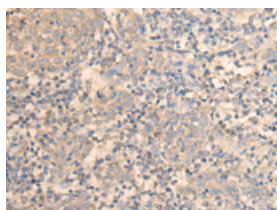
Applications

Immunohistochemistry

Predicted cell location: Cytoplasm and Nucleus

Positive control: Human cervical cancer

Recommended dilution: 50-300

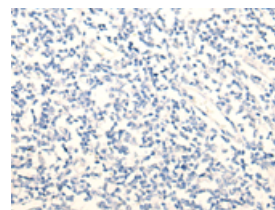
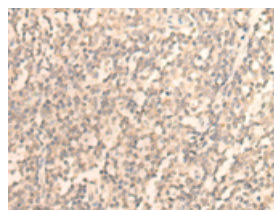


The image on the left is immunohistochemistry of paraffin-embedded Human cervical cancer tissue using ml224734(DAZ1 Antibody) at dilution 1/55, on the right is treated with fusion protein. (Original magnification: $\times 200$)

Predicted cell location: Cytoplasm and Nucleus

Positive control: Human tonsil

Recommended dilution: 50-300



The image on the left is immunohistochemistry of paraffin-embedded Human tonsil tissue using ml224734(DAZ1 Antibody) at dilution 1/55, on the right is treated with fusion protein. (Original magnification: $\times 200$)

ELISA

Recommended dilution: 5000-10000

联系电话: 4008-898-798, 021-61725725

联系QQ: 2881505695, 2881505696

邮箱: mlbio_cn@yeah.net

网址: www.mlbio.cn