

Anti-FADS3 antibody

Cat. No.	ml224993
Package	25 µl/100 µl/200 µl
Storage	-20°C, pH7.4 PBS, 0.05% NaN ₃ , 40% Glycerol

Product overview

Description	Anti-FADS3 rabbit polyclonal antibody
Applications	ELISA, IHC
Immunogen	Fusion protein of human FADS3
Reactivity	Human, Mouse, Rat
Content	0.72 mg/ml
Host species	Rabbit
Ig class	Immunogen-specific rabbit IgG
Purification	Antigen affinity purification

Target information

Symbol	FADS3
Full name	fatty acid desaturase 3
Synonyms	CYB5RP; LLCDL3
Swissprot	Q9Y5Q0

Target Background

The protein encoded by this gene is a member of the fatty acid desaturase (FADS) gene family. Desaturase enzymes regulate unsaturation of fatty acids through the introduction of double bonds between defined carbons of the fatty acyl chain. FADS family members are considered fusion products composed of an N-terminal cytochrome b5-like domain and a C-terminal multiple membrane-spanning desaturase portion, both of which are characterized by conserved histidine motifs. This gene is clustered with family members FADS1 and FADS2 at 11q12-q13.1; this cluster is thought to have arisen evolutionarily from gene duplication based on its similar exon/intron organization.

订购热线: 4008-898-798

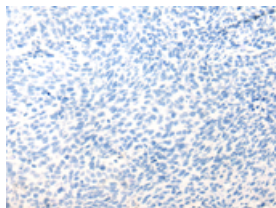
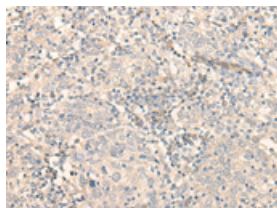
Applications

Immunohistochemistry

Predicted cell location: Cytoplasm and Cell membrane

Positive control: Human cervical cancer

Recommended dilution: 25-100

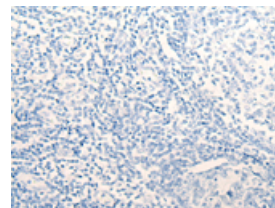
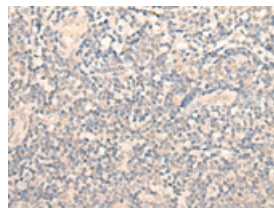


The image on the left is immunohistochemistry of paraffin-embedded Human cervical cancer tissue using ml224993(FADS3 Antibody) at dilution 1/20, on the right is treated with fusion protein. (Original magnification: $\times 200$)

Predicted cell location: Cytoplasm and Cell membrane

Positive control: Human tonsil

Recommended dilution: 25-100



The image on the left is immunohistochemistry of paraffin-embedded Human tonsil tissue using ml224993(FADS3 Antibody) at dilution 1/20, on the right is treated with fusion protein. (Original magnification: $\times 200$)

ELISA

Recommended dilution: 5000-10000

联系电话: 4008-898-798, 021-61725725

联系QQ: 2881505695, 2881505696

邮箱: mlbio_cn@yeah.net

网址: www.mlbio.cn