

Anti-PER3 antibody

Cat. No.	ml225821
Package	25 µl/100 µl/200 µl
Storage	-20°C, pH7.4 PBS, 0.05% NaN ₃ , 40% Glycerol

Product overview

Description	Anti-PER3 rabbit polyclonal antibody
Applications	ELISA, IHC
Immunogen	Fusion protein of human PER3
Reactivity	Human, Mouse, Rat
Content	0.96 mg/ml
Host species	Rabbit
Ig class	Immunogen-specific rabbit IgG
Purification	Antigen affinity purification

Target information

Symbol	PER3
Full name	period circadian regulator 3
Synonyms	GIG13; FASPS3
Swissprot	P56645

Target Background

This gene is a member of the Period family of genes and is expressed in a circadian pattern in the suprachiasmatic nucleus, the primary circadian pacemaker in the mammalian brain. Genes in this family encode components of the circadian rhythms of locomotor activity, metabolism, and behavior. This gene is upregulated by CLOCK/ARNTL heterodimers but then represses this upregulation in a feedback loop using PER/CRY heterodimers to interact with CLOCK/ARNTL. Polymorphisms in this gene have been linked to sleep disorders. Multiple transcript variants encoding different isoforms have been found for this gene.

订购热线: 4008-898-798

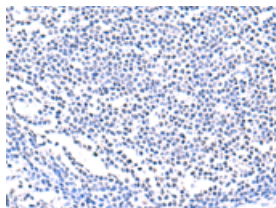
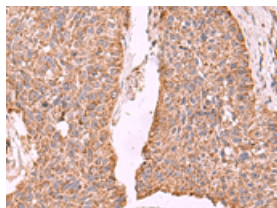
Applications

Immunohistochemistry

Predicted cell location: Cytoplasm

Positive control: Human esophagus cancer

Recommended dilution: 50-300

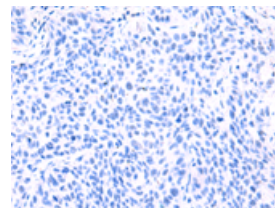
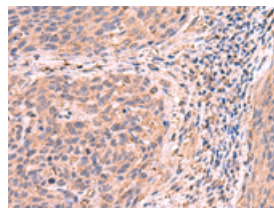


The image on the left is immunohistochemistry of paraffin-embedded Human esophagus cancer tissue using ml225821(PER3 Antibody) at dilution 1/55, on the right is treated with fusion protein. (Original magnification: $\times 200$)

Predicted cell location: Cytoplasm

Positive control: Human cervical cancer

Recommended dilution: 50-300



The image on the left is immunohistochemistry of paraffin-embedded Human cervical cancer tissue using ml225821(PER3 Antibody) at dilution 1/55, on the right is treated with fusion protein. (Original magnification: $\times 200$)

ELISA

Recommended dilution: 5000-10000

联系电话: 4008-898-798, 021-61725725

联系QQ: 2881505695, 2881505696

邮箱: mlbio_cn@yeah.net

网址: www.mlbio.cn