

Anti-TNK2 antibody

Cat. No.	ml260024
Package	25 µl/100 µl/200 µl
Storage	-20°C, pH7.4 PBS, 0.05% NaN ₃ , 40% Glycerol

Product overview

Description	Anti-TNK2 rabbit polyclonal antibody
Applications	ELISA, IHC
Immunogen	Synthetic peptide of human TNK2
Reactivity	Human, Mouse, Rat
Content	0.5 mg/ml
Host species	Rabbit
Ig class	Immunogen-specific rabbit IgG
Purification	Antigen affinity purification

Target information

Symbol	TNK2
Full name	Tyrosine kinase, non-receptor, 2
Synonyms	ACK, ACK1, ACK-1, p21cdc42Hs
Swissprot	Q07912

Target Background

This gene encodes a tyrosine kinase that binds Cdc42Hs in its GTP-bound form and inhibits both the intrinsic and GTPase-activating protein (GAP)-stimulated GTPase activity of Cdc42Hs. This binding is mediated by a unique sequence of 47 amino acids C-terminal to an SH3 domain. The protein may be involved in a regulatory mechanism that sustains the GTP-bound active form of Cdc42Hs and which is directly linked to a tyrosine phosphorylation signal transduction pathway. Several alternatively spliced transcript variants have been identified from this gene, but the full-length nature of only two transcript variants has been determined.

订购热线: 4008-898-798

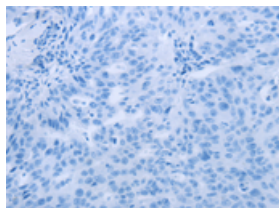
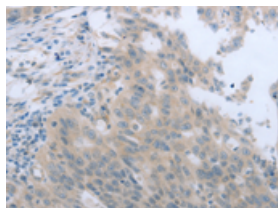
Applications

Immunohistochemistry

Predicted cell location: Cytoplasm

Positive control: Human breast cancer

Recommended dilution: 50-200

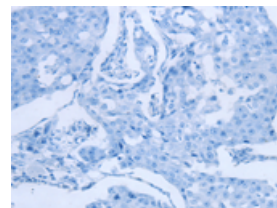
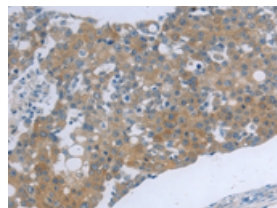


The image on the left is immunohistochemistry of paraffin-embedded Human breast cancer tissue using ml260024(TNK2 Antibody) at dilution 1/70, on the right is treated with synthetic peptide. (Original magnification: $\times 200$)

Predicted cell location: Cytoplasm

Positive control: Human ovarian cancer

Recommended dilution: 50-200



The image on the left is immunohistochemistry of paraffin-embedded Human ovarian cancer tissue using ml260024(TNK2 Antibody) at dilution 1/70, on the right is treated with synthetic peptide. (Original magnification: $\times 200$)

ELISA

Recommended dilution: 2000-10000

联系电话: 4008-898-798, 021-61725725

联系QQ: 2881505695, 2881505696

邮箱: mlbio_cn@yeah.net

网址: www.mlbio.cn