

Anti-MC4R antibody

Cat. No.	ml260591
Package	25 µl/100 µl/200 µl
Storage	-20°C, pH7.4 PBS, 0.05% NaN ₃ , 40% Glycerol

Product overview

Description	Anti-MC4R rabbit polyclonal antibody
Applications	ELISA, IHC
Immunogen	Synthetic peptide of human MC4R
Reactivity	Human, Mouse
Content	0.5 mg/ml
Host species	Rabbit
Ig class	Immunogen-specific rabbit IgG
Purification	Antigen affinity purification

Target information

Symbol	MC4R
Full name	Melanocortin 4 receptor
Synonyms	
Swissprot	P32245

Target Background

The protein encoded by this gene is a membrane-bound receptor and member of the melanocortin receptor family. The encoded protein interacts with adrenocorticotrophic and MSH hormones and is mediated by G proteins. This is an intronless gene. Defects in this gene are a cause of autosomal dominant obesity

订购热线: 4008-898-798

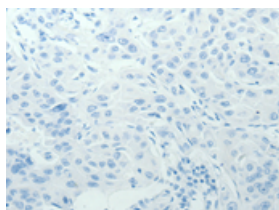
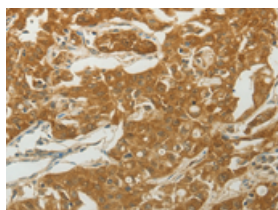
Applications

Immunohistochemistry

Predicted cell location: Cytoplasm, Cell membrane

Positive control: Human ovarian cancer

Recommended dilution: 50-200

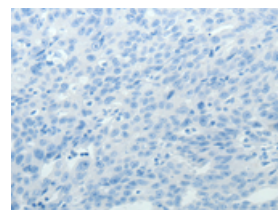
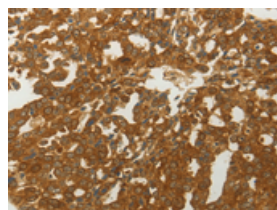


The image on the left is immunohistochemistry of paraffin-embedded Human ovarian cancer tissue using ml260591(MC4R Antibody) at dilution 1/50, on the right is treated with synthetic peptide. (Original magnification: $\times 200$)

Predicted cell location: Cytoplasm, Cell membrane

Positive control: Human lung cancer

Recommended dilution: 50-200



The image on the left is immunohistochemistry of paraffin-embedded Human lung cancer tissue using ml260591(MC4R Antibody) at dilution 1/50, on the right is treated with synthetic peptide. (Original magnification: $\times 200$)

ELISA

Recommended dilution: 2000-10000

联系电话: 4008-898-798, 021-61725725

联系QQ: 2881505695, 2881505696

邮箱: mlbio_cn@yeah.net

网址: www.mlbio.cn