

Anti-BFAR antibody

Cat. No.	ml260960
Package	25 µl/100 µl/200 µl
Storage	-20°C, pH7.4 PBS, 0.05% NaN ₃ , 40% Glycerol

Product overview

Description	Anti-BFAR rabbit polyclonal antibody
Applications	ELISA, IHC
Immunogen	Synthetic peptide of human BFAR
Reactivity	Human
Content	0.3 mg/ml
Host species	Rabbit
Ig class	Immunogen-specific rabbit IgG
Purification	Antigen affinity purification

Target information

Symbol	BFAR
Full name	bifunctional apoptosis regulator
Synonyms	BAR; RNF47
Swissprot	Q9NZS9

Target Background

A novel protein, BAR, for bifunctional apoptosis regulator, contains domains that enable it to interact with components of both major apoptosis pathways, where it negatively regulates apoptotic signaling. Like the other anti-apoptosis proteins Bap31 and FLIP, BAR contains a DED-like domain that is capable of suppressing apoptosis mediated at the receptor level. In addition, BAR contains a domain that also enables it to interact with the mitochondrial Bcl-2 family of proteins. The presence of these various RING, SAM, DED and TM domains suggests that BAR may serve as a scaffold protein that integrates signaling components of the cells apoptosis-regulatory machinery.

订购热线: 4008-898-798

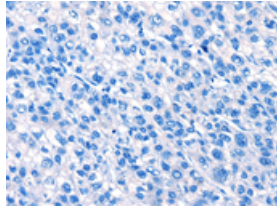
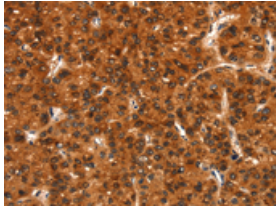
Applications

Immunohistochemistry

Predicted cell location: Cytoplasm

Positive control: Human liver cancer

Recommended dilution: 25-100

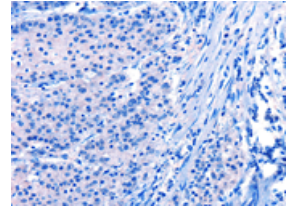
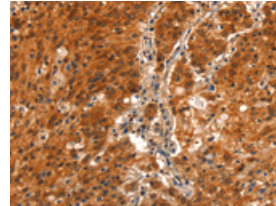


The image on the left is immunohistochemistry of paraffin-embedded Human liver cancer tissue using ml260960(BFAR Antibody) at dilution 1/20, on the right is treated with synthetic peptide. (Original magnification: $\times 200$)

Predicted cell location: Cytoplasm

Positive control: Human gastric cancer

Recommended dilution: 25-100



The image on the left is immunohistochemistry of paraffin-embedded Human gastric cancer tissue using ml260960(BFAR Antibody) at dilution 1/20, on the right is treated with synthetic peptide. (Original magnification: $\times 200$)

ELISA

Recommended dilution: 1000-2000

联系电话: 4008-898-798, 021-61725725

联系QQ: 2881505695, 2881505696

邮箱: mlbio_cn@yeah.net

网址: www.mlbio.cn