

Anti-EID3 antibody

Cat. No.	ml261639
Package	25 µl/100 µl/200 µl
Storage	-20°C, pH7.4 PBS, 0.05% NaN ₃ , 40% Glycerol

Product overview

Description	Anti-EID3 rabbit polyclonal antibody
Applications	ELISA, IHC
Immunogen	Synthetic peptide of human EID3
Reactivity	Human
Content	0.5 mg/ml
Host species	Rabbit
Ig class	Immunogen-specific rabbit IgG
Purification	Antigen affinity purification

Target information

Symbol	EID3
Full name	EP300 interacting inhibitor of differentiation 3
Synonyms	NS4EB; NSE4B; NSMCE4B
Swissprot	Q8N140

Target Background

EID3 is highly expressed in testis and shows homology to a region of EID1 implicated in binding to CBP/p300. EID3 acts as a potent inhibitor of nuclear receptor transcriptional activity by a mechanism that is independent of direct interactions with nuclear receptors, including SHP. Furthermore, EID3 directly binds to and blocks the SRC-1 interacting domain of CBP, which has been implicated to act as the interaction surface for nuclear receptor co-activators. Consistent with this idea, EID3 prevents recruitment of CBP to a natural nuclear receptor-regulated promoter.

订购热线: 4008-898-798

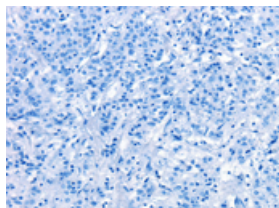
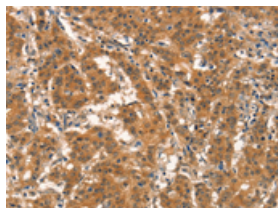
Applications

Immunohistochemistry

Predicted cell location: Cytoplasm

Positive control: Human gasrtic cancer

Recommended dilution: 25-100

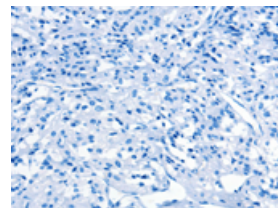
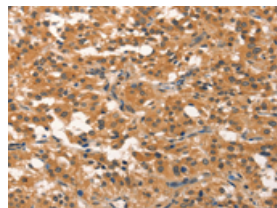


The image on the left is immunohistochemistry of paraffin-embedded Human gasrtic cancer tissue using ml261639(EID3 Antibody) at dilution 1/15, on the right is treated with synthetic peptide. (Original magnification: $\times 200$)

Predicted cell location: Cytoplasm

Positive control: Human thyroid cancer

Recommended dilution: 25-100



The image on the left is immunohistochemistry of paraffin-embedded Human thyroid cancer tissue using ml261639(EID3 Antibody) at dilution 1/15, on the right is treated with synthetic peptide. (Original magnification: $\times 200$)

ELISA

Recommended dilution: 1000-2000

联系电话: 4008-898-798, 021-61725725

联系QQ: 2881505695, 2881505696

邮箱: mlbio_cn@yeah.net

网址: www.mlbio.cn