

Anti-C12orf75 antibody

Cat. No.	ml261984
Package	25 µl/100 µl/200 µl
Storage	-20°C, pH7.4 PBS, 0.05% NaN ₃ , 40% Glycerol

Product overview

Description	Anti-C12orf75 rabbit polyclonal antibody
Applications	ELISA, IHC
Immunogen	Synthetic peptide of human C12orf75
Reactivity	Human
Content	0.3 mg/ml
Host species	Rabbit
Ig class	Immunogen-specific rabbit IgG
Purification	Antigen affinity purification

Target information

Symbol	C12orf75
Full name	chromosome 12 open reading frame 75
Synonyms	AGD3; OCC1; OCC-1
Swissprot	Q8TAD7

Target Background

C12orf75 (chromosome 12 open reading frame 75), also known as AGD3 or OCC1, is a protein that in humans is encoded by the C12orf75 gene. C12orf75 is high expression in placenta, skeletal muscle, kidney and pancreas tissues.

订购热线: 4008-898-798

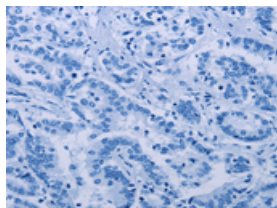
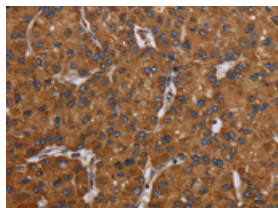
Applications

Immunohistochemistry

Predicted cell location: Cytoplasm

Positive control: Human liver cancer

Recommended dilution: 25-100

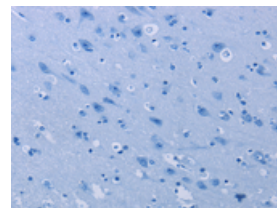
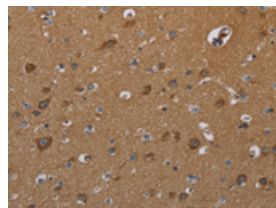


The image on the left is immunohistochemistry of paraffin-embedded Human liver cancer tissue using ml261984(C12orf75 Antibody) at dilution 1/20, on the right is treated with synthetic peptide. (Original magnification: $\times 200$)

Predicted cell location: Cytoplasm

Positive control: Human brain

Recommended dilution: 25-100



The image on the left is immunohistochemistry of paraffin-embedded Human brain tissue using ml261984(C12orf75 Antibody) at dilution 1/20, on the right is treated with synthetic peptide. (Original magnification: $\times 200$)

ELISA

Recommended dilution: 1000-2000

联系电话: 4008-898-798, 021-61725725

联系QQ: 2881505695, 2881505696

邮箱: mlbio_cn@yeah.net

网址: www.mlbio.cn