

Anti-PNPO antibody

Cat. No.	ml262069
Package	25 µl/100 µl/200 µl
Storage	-20°C, pH7.4 PBS, 0.05% NaN ₃ , 40% Glycerol

Product overview

Description	Anti-PNPO rabbit polyclonal antibody
Applications	ELISA, IHC
Immunogen	Synthetic peptide of human PNPO
Reactivity	Human, Mouse, Rat
Content	0.7 mg/ml
Host species	Rabbit
Ig class	Immunogen-specific rabbit IgG
Purification	Antigen affinity purification

Target information

Symbol	PNPO
Full name	pyridoxamine 5'-phosphate oxidase
Synonyms	PDXPO; HEL-S-302
Swissprot	Q9NVS9

Target Background

The enzyme encoded by this gene catalyzes the terminal, rate-limiting step in the synthesis of pyridoxal 5'-phosphate, also known as vitamin B6. Vitamin B6 is a required co-factor for enzymes involved in both homocysteine metabolism and synthesis of neurotransmitters such as catecholamine. Mutations in this gene result in pyridoxamine 5'-phosphate oxidase (PNPO) deficiency, a form of neonatal epileptic encephalopathy.

订购热线: 4008-898-798

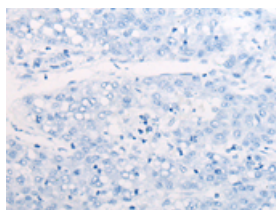
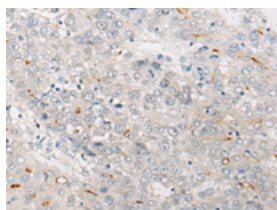
Applications

Immunohistochemistry

Predicted cell location: Cytoplasm or Nucleus

Positive control: Human liver cancer

Recommended dilution: 20-100

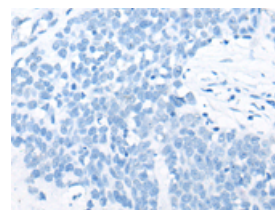
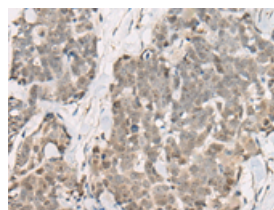


The image on the left is immunohistochemistry of paraffin-embedded Human liver cancer tissue using ml262069(PNPO Antibody) at dilution 1/25, on the right is treated with synthetic peptide. (Original magnification: $\times 200$)

Predicted cell location: Cytoplasm or Nucleus

Positive control: Human thyroid cancer

Recommended dilution: 20-100



The image on the left is immunohistochemistry of paraffin-embedded Human thyroid cancer tissue using ml262069(PNPO Antibody) at dilution 1/25, on the right is treated with synthetic peptide. (Original magnification: $\times 200$)

ELISA

Recommended dilution: 5000-10000

联系电话: 4008-898-798, 021-61725725

联系QQ: 2881505695, 2881505696

邮箱: mlbio_cn@yeah.net

网址: www.mlbio.cn