

Anti-PF4 antibody

Cat. No.	ml262792
Package	25 µl/100 µl/200 µl
Storage	-20°C, pH7.4 PBS, 0.05% NaN ₃ , 40% Glycerol

Product overview

Description	Anti-PF4 rabbit polyclonal antibody
Applications	ELISA, IHC
Immunogen	Synthetic peptide of human PF4
Reactivity	Human
Content	0.8 mg/ml
Host species	Rabbit
Ig class	Immunogen-specific rabbit IgG
Purification	Antigen affinity purification

Target information

Symbol	PF4
Full name	platelet factor 4
Synonyms	PF-4; CXCL4; SCYB4
Swissprot	P02776

Target Background

This gene encodes a member of the CXC chemokine family. This chemokine is released from the alpha granules of activated platelets in the form of a homotetramer which has high affinity for heparin and is involved in platelet aggregation. This protein is chemotactic for numerous other cell type and also functions as an inhibitor of hematopoiesis, angiogenesis and T-cell function. The protein also exhibits antimicrobial activity against Plasmodium falciparum.

订购热线: 4008-898-798

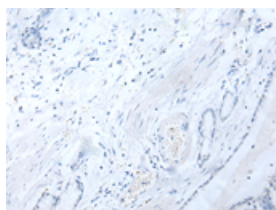
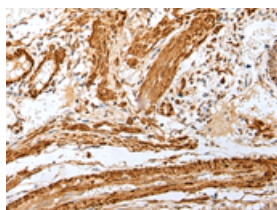
Applications

Immunohistochemistry

Predicted cell location: Secreted

Positive control: Human gastric cancer

Recommended dilution: 25-100

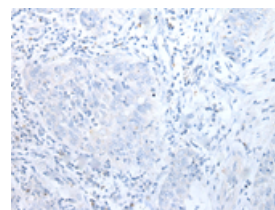
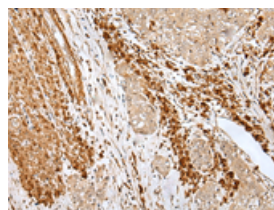


The image on the left is immunohistochemistry of paraffin-embedded Human gastric cancer tissue using ml262792(PF4 Antibody) at dilution 1/30, on the right is treated with synthetic peptide. (Original magnification: $\times 200$)

Predicted cell location: Secreted

Positive control: Human esophagus cancer

Recommended dilution: 25-100



The image on the left is immunohistochemistry of paraffin-embedded Human esophagus cancer tissue using ml262792(PF4 Antibody) at dilution 1/30, on the right is treated with synthetic peptide. (Original magnification: $\times 200$)

ELISA

Recommended dilution: 5000-10000

联系电话: 4008-898-798, 021-61725725

联系QQ: 2881505695, 2881505696

邮箱: mlbio_cn@yeah.net

网址: www.mlbio.cn