

Anti-HCRT antibody

Cat. No.	ml263098
Package	25 µl/100 µl/200 µl
Storage	-20°C, pH7.4 PBS, 0.05% NaN ₃ , 40% Glycerol

Product overview

Description	Anti-HCRT rabbit polyclonal antibody
Applications	ELISA, IHC
Immunogen	Synthetic peptide of human HCRT
Reactivity	Human, Mouse, Rat
Content	0.6 mg/ml
Host species	Rabbit
Ig class	Immunogen-specific rabbit IgG
Purification	Antigen affinity purification

Target information

Symbol	HCRT
Full name	hypocretin (orexin) neuropeptide precursor
Synonyms	OX; PPOX; NRCLP1
Swissprot	O43612

Target Background

This gene encodes a hypothalamic neuropeptide precursor protein that gives rise to two mature neuropeptides, orexin A and orexin B, by proteolytic processing. Orexin A and orexin B, which bind to orphan G-protein coupled receptors HCRT1 and HCRT2, function in the regulation of sleep and arousal. This neuropeptide arrangement may also play a role in feeding behavior, metabolism, and homeostasis.

订购热线: 4008-898-798

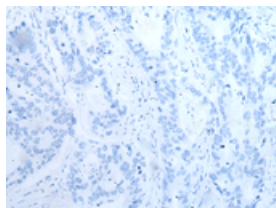
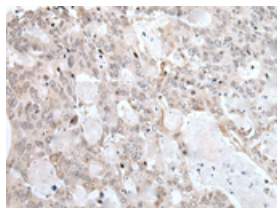
Applications

Immunohistochemistry

Predicted cell location: Cytoplasm and Nucleus

Positive control: Human colorectal cancer

Recommended dilution: 25-100

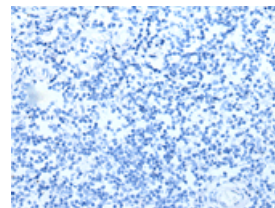
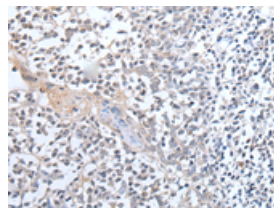


The image on the left is immunohistochemistry of paraffin-embedded Human colorectal cancer tissue using ml263098(HCRT Antibody) at dilution 1/20, on the right is treated with synthetic peptide. (Original magnification: $\times 200$)

Predicted cell location: Cytoplasm and Nucleus

Positive control: Human tonsil

Recommended dilution: 25-100



The image on the left is immunohistochemistry of paraffin-embedded Human tonsil tissue using ml263098(HCRT Antibody) at dilution 1/20, on the right is treated with synthetic peptide. (Original magnification: $\times 200$)

ELISA

Recommended dilution: 2000-5000

联系电话: 4008-898-798, 021-61725725

联系QQ: 2881505695, 2881505696

邮箱: mlbio_cn@yeah.net

网址: www.mlbio.cn