

Anti-UGT8 antibody

Cat. No.	ml263233
Package	25 µl/100 µl/200 µl
Storage	-20°C, pH7.4 PBS, 0.05% NaN ₃ , 40% Glycerol

Product overview

Description	Anti-UGT8 rabbit polyclonal antibody
Applications	ELISA, IHC
Immunogen	Synthetic peptide of human UGT8
Reactivity	Human, Mouse, Rat
Content	0.2 mg/ml
Host species	Rabbit
Ig class	Immunogen-specific rabbit IgG
Purification	Antigen affinity purification

Target information

Symbol	UGT8
Full name	UDP glycosyltransferase 8
Synonyms	CGT; UGT4
Swissprot	Q16880

Target Background

The protein encoded by this gene belongs to the UDP-glycosyltransferase family. It catalyzes the transfer of galactose to ceramide, a key enzymatic step in the biosynthesis of galactocerebrosides, which are abundant sphingolipids of the myelin membrane of the central and peripheral nervous systems. Alternatively spliced transcript variants have been found for this gene.

订购热线: 4008-898-798

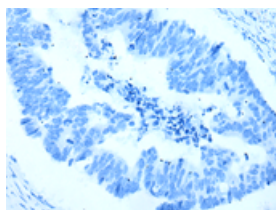
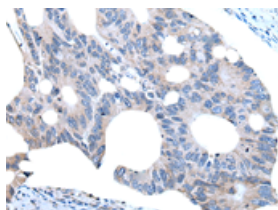
Applications

Immunohistochemistry

Predicted cell location: Cytoplasm and Cell membrane

Positive control: Human colorectal cancer

Recommended dilution: 20-100

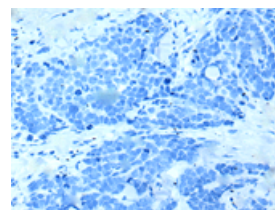
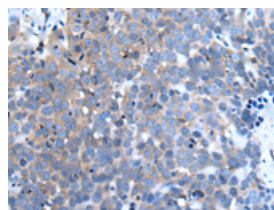


The image on the left is immunohistochemistry of paraffin-embedded Human colorectal cancer tissue using ml263233(UGT8 Antibody) at dilution 1/20, on the right is treated with synthetic peptide. (Original magnification: $\times 200$)

Predicted cell location: Cytoplasm and Cell membrane

Positive control: Human thyroid cancer

Recommended dilution: 20-100



The image on the left is immunohistochemistry of paraffin-embedded Human thyroid cancer tissue using ml263233(UGT8 Antibody) at dilution 1/20, on the right is treated with synthetic peptide. (Original magnification: $\times 200$)

ELISA

Recommended dilution: 5000-10000

联系电话: 4008-898-798, 021-61725725

联系QQ: 2881505695, 2881505696

邮箱: mlbio_cn@yeah.net

网址: www.mlbio.cn