

Anti-CNOT4 antibody

Cat. No.	ml263484
Package	25 µl/100 µl/200 µl
Storage	-20°C, pH7.4 PBS, 0.05% NaN ₃ , 40% Glycerol

Product overview

Description	Anti-CNOT4 rabbit polyclonal antibody
Applications	ELISA, IHC
Immunogen	Synthetic peptide of human CNOT4
Reactivity	Human, Mouse
Content	1 mg/ml
Host species	Rabbit
Ig class	Immunogen-specific rabbit IgG
Purification	Antigen affinity purification

Target information

Symbol	CNOT4
Full name	CCR4-NOT transcription complex subunit 4
Synonyms	NOT4; NOT4H; CLONE243
Swissprot	O95628

Target Background

The protein encoded by this gene is a subunit of the CCR4-NOT complex, a global transcriptional regulator. The encoded protein interacts with CNOT1 and has E3 ubiquitin ligase activity. Several transcript variants encoding different isoforms have been found for this gene.

订购热线: 4008-898-798

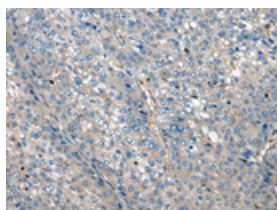
Applications

Immunohistochemistry

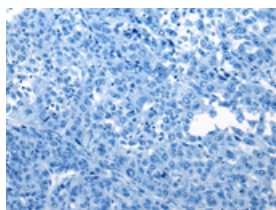
Predicted cell location: Cytoplasm

Positive control: Human liver cancer

Recommended dilution: 25-100



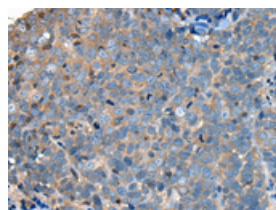
The image on the left is immunohistochemistry of paraffin-embedded Human liver cancer tissue using ml263484(CNOT4 Antibody) at dilution 1/35, on the right is treated with synthetic peptide. (Original magnification: $\times 200$)



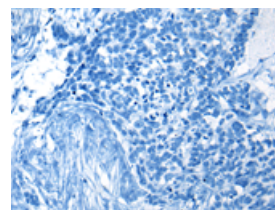
Predicted cell location: Cytoplasm

Positive control: Human thyroid cancer

Recommended dilution: 25-100



The image on the left is immunohistochemistry of paraffin-embedded Human thyroid cancer tissue using ml263484(CNOT4 Antibody) at dilution 1/35, on the right is treated with synthetic peptide. (Original magnification: $\times 200$)



ELISA

Recommended dilution: 5000-10000

联系电话: 4008-898-798, 021-61725725

联系QQ: 2881505695, 2881505696

邮箱: mlbio_cn@yeah.net

网址: www.mlbio.cn