

Anti-HCRT(Orexin-B) antibody

Cat. No.	ml263595
Package	25 µl/100 µl/200 µl
Storage	-20°C, pH7.4 PBS, 0.05% NaN ₃ , 40% Glycerol

Product overview

Description	Anti-HCRT(Orexin-B) rabbit polyclonal antibody
Applications	ELISA, IHC
Immunogen	Synthetic peptide of human HCRT(Orexin-B)
Reactivity	Human, Mouse, Rat
Content	0.5 mg/ml
Host species	Rabbit
Ig class	Immunogen-specific rabbit IgG
Purification	Antigen affinity purification

Target information

Symbol	HCRT
Full name	hypocretin neuropeptide precursor
Synonyms	OX; PPOX; NRCLP1
Swissprot	O43612

Target Background

This gene encodes a hypothalamic neuropeptide precursor protein that gives rise to two mature neuropeptides, orexin A and orexin B, by proteolytic processing. Orexin A and orexin B, which bind to orphan G-protein coupled receptors HCRT1 and HCRT2, function in the regulation of sleep and arousal. This neuropeptide arrangement may also play a role in feeding behavior, metabolism, and homeostasis.

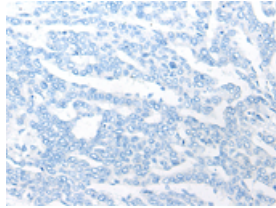
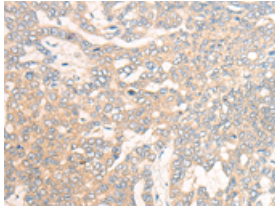
Applications

Immunohistochemistry

Predicted cell location: Cytoplasm or Nucleus

Positive control: Human liver cancer

Recommended dilution: 20-100

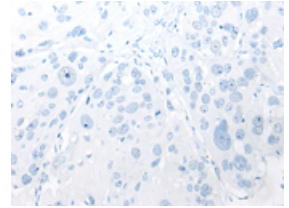
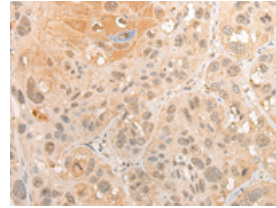


The image on the left is immunohistochemistry of paraffin-embedded Human liver cancer tissue using ml263595(HCRT(Orexin-B) Antibody) at dilution 1/20, on the right is treated with synthetic peptide. (Original magnification: ×200)

Predicted cell location: Cytoplasm or Nucleus

Positive control: Human esophagus cancer

Recommended dilution: 20-100



The image on the left is immunohistochemistry of paraffin-embedded Human esophagus cancer tissue using ml263595(HCRT(Orexin-B) Antibody) at dilution 1/20, on the right is treated with synthetic peptide. (Original magnification: ×200)

ELISA

Recommended dilution: 5000-10000

联系电话: 4008-898-798, 021-61725725

联系QQ: 2881505695, 2881505696

邮箱: mlbio_cn@yeah.net

网址: www.mlbio.cn