

Anti-CNGA2 antibody

Cat. No.	ml120443
Package	25 µl/100 µl/200 µl
Storage	-20°C, pH7.4 PBS, 0.05% NaN ₃ , 40% Glycerol

Product overview

Description	Anti-CNGA2 rabbit polyclonal antibody
Applications	ELISA, IHC
Immunogen	Fusion protein of human CNGA2
Reactivity	Human, Mouse, Rat
Content	0.4 mg/ml
Host species	Rabbit
Ig class	Immunogen-specific rabbit IgG
Purification	Antigen affinity purification

Target information

Symbol	CNGA2
Full name	cyclic nucleotide gated channel alpha 2
Synonyms	CNCA, CNG2, CNCA1, OCNC1, OCNCa, OCNCALPHA
Swissprot	Q16280

Target Background

The protein encoded by this gene represents the alpha subunit of a cyclic nucleotide-gated olfactory channel. The encoded protein contains a carboxy-terminal leucine zipper that mediates channel formation. Odorant signal transduction is probably mediated by a G-protein coupled cascade using cAMP as second messenger. The olfactory channel can be shown to be activated by cyclic nucleotides which leads to a depolarization of olfactory sensory neurons.

订购热线: 4008-898-798

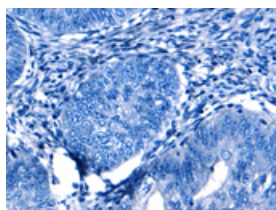
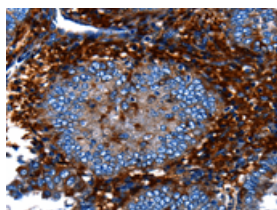
Applications

Immunohistochemistry

Predicted cell location: Cytoplasm, Cell membrane

Positive control: Human cervical cancer

Recommended dilution: 50-200

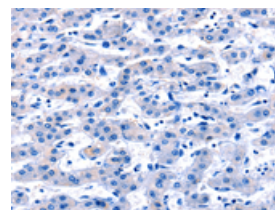
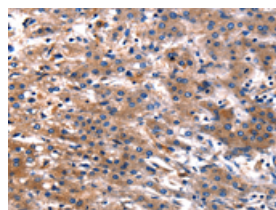


The image on the left is immunohistochemistry of paraffin-embedded Human cervical cancer tissue using ml120443(CNGA2 Antibody) at dilution 1/25, on the right is treated with fusion protein. (Original magnification: $\times 200$)

Predicted cell location: Cytoplasm, Cell membrane

Positive control: Human liver cancer

Recommended dilution: 50-200



The image on the left is immunohistochemistry of paraffin-embedded Human liver cancer tissue using ml120443(CNGA2 Antibody) at dilution 1/25, on the right is treated with fusion protein. (Original magnification: $\times 200$)

ELISA

Recommended dilution: 1000-5000

联系电话: 4008-898-798, 021-61725725

联系QQ: 2881505695, 2881505696

邮箱: mlbio_cn@yeah.net

网址: www.mlbio.cn