

Anti-DKK4 antibody

Cat. No.	ml120556
Package	25 µl/100 µl/200 µl
Storage	-20°C, pH7.4 PBS, 0.05% NaN ₃ , 40% Glycerol

Product overview

Description	Anti-DKK4 rabbit polyclonal antibody
Applications	ELISA, IHC
Immunogen	Fusion protein of human DKK4
Reactivity	Human
Content	0.2 mg/ml
Host species	Rabbit
Ig class	Immunogen-specific rabbit IgG
Purification	Antigen affinity purification

Target information

Symbol	DKK4
Full name	dickkopf WNT signaling pathway inhibitor 4
Synonyms	DKK-4
Swissprot	Q9UBT3

Target Background

This gene encodes a protein that is a member of the dickkopf family. The secreted protein contains two cysteine rich regions and is involved in embryonic development through its interactions with the Wnt signaling pathway. Activity of this protein is modulated by binding to the Wnt co-receptor and the co-factor kremen 2.

订购热线: 4008-898-798

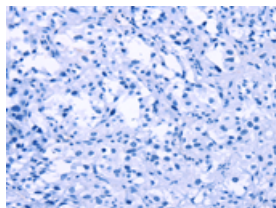
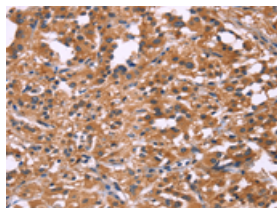
Applications

Immunohistochemistry

Predicted cell location: Cytoplasm

Positive control: Human thyroid cancer

Recommended dilution: 50-200

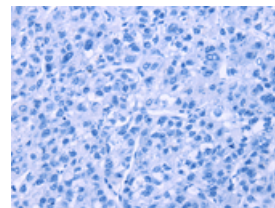
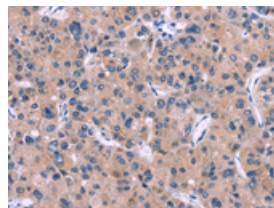


The image on the left is immunohistochemistry of paraffin-embedded Human thyroid cancer tissue using ml120556(DKK4 Antibody) at dilution 1/20, on the right is treated with fusion protein. (Original magnification: $\times 200$)

Predicted cell location: Cytoplasm

Positive control: Human liver cancer

Recommended dilution: 50-200



The image on the left is immunohistochemistry of paraffin-embedded Human liver cancer tissue using ml120556(DKK4 Antibody) at dilution 1/20, on the right is treated with fusion protein. (Original magnification: $\times 200$)

ELISA

Recommended dilution: 2000-5000

联系电话: 4008-898-798, 021-61725725

联系QQ: 2881505695, 2881505696

邮箱: mlbio_cn@yeah.net

网址: www.mlbio.cn