

Anti-HINT2 antibody

Cat. No.	ml120742
Package	25 µl/100 µl/200 µl
Storage	-20°C, pH7.4 PBS, 0.05% NaN ₃ , 40% Glycerol

Product overview

Description	Anti-HINT2 rabbit polyclonal antibody
Applications	ELISA, IHC
Immunogen	Fusion protein of human HINT2
Reactivity	Human, Mouse
Content	0.6 mg/ml
Host species	Rabbit
Ig class	Immunogen-specific rabbit IgG
Purification	Antigen affinity purification

Target information

Symbol	HINT2
Full name	histidine triad nucleotide binding protein 2
Synonyms	HIT-17
Swissprot	Q9BX68

Target Background

Hint2 (histidine triad nucleotide binding protein 2), also known as HIT-17, is a 163 amino acid secreted protein that contains one HIT domain, a histidine triad that has catalytic activity toward the α -phosphate of ribonucleotides. Via its HIT domain, Hint2 is thought to function as a hydrolase that is encoded by a gene which maps to chromosome 9. Chromosome 9 contains 145 million base pairs and comprises 4% of the human genome, encoding nearly 900 genes. Hereditary hemorrhagic telangiectasia and Familial dysautonomia are both associated with chromosome 9. Notably, chromosome 9 encompasses the largest interferon family gene cluster.

订购热线: 4008-898-798

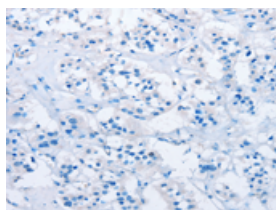
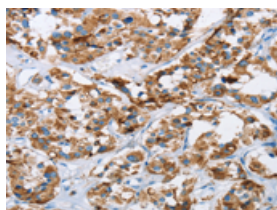
Applications

Immunohistochemistry

Predicted cell location: Cytoplasm

Positive control: Human thyroid cancer

Recommended dilution: 50-200

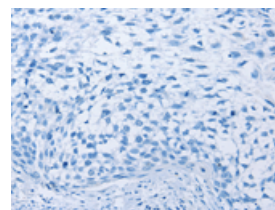
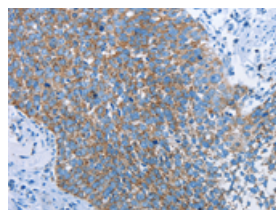


The image on the left is immunohistochemistry of paraffin-embedded Human thyroid cancer tissue using ml120742(HINT2 Antibody) at dilution 1/40, on the right is treated with fusion protein. (Original magnification: $\times 200$)

Predicted cell location: Cytoplasm

Positive control: Human cervical cancer

Recommended dilution: 50-200



The image on the left is immunohistochemistry of paraffin-embedded Human cervical cancer tissue using ml120742(HINT2 Antibody) at dilution 1/40, on the right is treated with fusion protein. (Original magnification: $\times 200$)

ELISA

Recommended dilution: 2000-5000

联系电话: 4008-898-798, 021-61725725

联系QQ: 2881505695, 2881505696

邮箱: mlbio_cn@yeah.net

网址: www.mlbio.cn