

Anti-MPO antibody

Cat. No.	ml120996
Package	25 µl/100 µl/200 µl
Storage	-20°C, pH7.4 PBS, 0.05% NaN ₃ , 40% Glycerol

Product overview

Description	Anti-MPO rabbit polyclonal antibody
Applications	ELISA, IHC
Immunogen	Fusion protein of human MPO
Reactivity	Human, Mouse
Content	0.5 mg/ml
Host species	Rabbit
Ig class	Immunogen-specific rabbit IgG
Purification	Antigen affinity purification

Target information

Symbol	MPO
Full name	myeloperoxidase
Synonyms	
Swissprot	P05164

Target Background

Myeloperoxidase (MPO) is a heme protein synthesized during myeloid differentiation that constitutes the major component of neutrophil azurophilic granules. Produced as a single chain precursor, myeloperoxidase is subsequently cleaved into a light and heavy chain. The mature myeloperoxidase is a tetramer composed of 2 light chains and 2 heavy chains. This enzyme produces hypohalous acids central to the microbicidal activity of netrophils.

订购热线: 4008-898-798

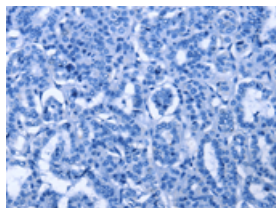
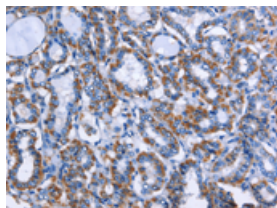
Applications

Immunohistochemistry

Predicted cell location: Cytoplasm

Positive control: Human thyroid cancer

Recommended dilution: 50-200

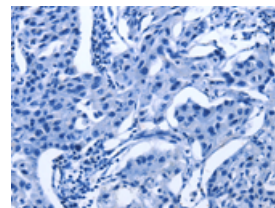
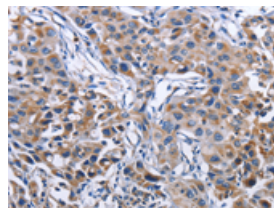


The image on the left is immunohistochemistry of paraffin-embedded Human thyroid cancer tissue using ml120996(MPO Antibody) at dilution 1/50, on the right is treated with fusion protein. (Original magnification: $\times 200$)

Predicted cell location: Cytoplasm

Positive control: Human lung cancer

Recommended dilution: 50-200



The image on the left is immunohistochemistry of paraffin-embedded Human lung cancer tissue using ml120996(MPO Antibody) at dilution 1/50, on the right is treated with fusion protein. (Original magnification: $\times 200$)

ELISA

Recommended dilution: 1000-5000

联系电话: 4008-898-798, 021-61725725

联系QQ: 2881505695, 2881505696

邮箱: mlbio_cn@yeah.net

网址: www.mlbio.cn