

Anti-DNAJC3 antibody

Cat. No.	ml121085
Package	25 µl/100 µl/200 µl
Storage	-20°C, pH7.4 PBS, 0.05% NaN ₃ , 40% Glycerol

Product overview

Description	Anti-DNAJC3 rabbit polyclonal antibody
Applications	ELISA, IHC
Immunogen	Fusion protein of human DNAJC3
Reactivity	Human, Mouse, Rat
Content	0.3 mg/ml
Host species	Rabbit
Ig class	Immunogen-specific rabbit IgG
Purification	Antigen affinity purification

Target information

Symbol	DNAJC3
Full name	DnaJ (Hsp40) homolog, subfamily C, member 3
Synonyms	P58, HP58, ERdj6, PRKRI, P58IPK
Swissprot	Q13217

Target Background

This gene encodes a protein with multiple tetratricopeptide repeat (TPR) motifs as well as the highly conserved J domain found in DNAJ chaperone family members. It is a member of the tetratricopeptide repeat family of proteins and acts as an inhibitor of the interferon-induced, dsRNA-activated protein kinase (PKR).

订购热线: 4008-898-798

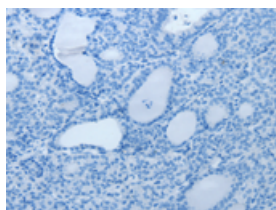
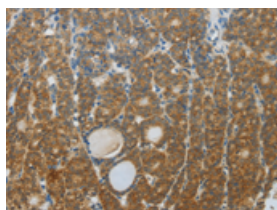
Applications

Immunohistochemistry

Predicted cell location: Cytoplasm, Endoplasmic reticulum

Positive control: Human thyroid cancer

Recommended dilution: 25-100

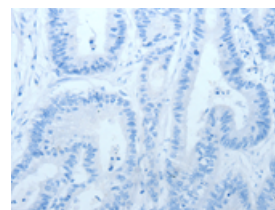
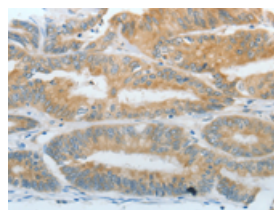


The image on the left is immunohistochemistry of paraffin-embedded Human thyroid cancer tissue using ml121085(DNAJC3 Antibody) at dilution 1/30, on the right is treated with fusion protein. (Original magnification: $\times 200$)

Predicted cell location: Cytoplasm, Endoplasmic reticulum

Positive control: Human colon cancer

Recommended dilution: 25-100



The image on the left is immunohistochemistry of paraffin-embedded Human colon cancer tissue using ml121085(DNAJC3 Antibody) at dilution 1/30, on the right is treated with fusion protein. (Original magnification: $\times 200$)

ELISA

Recommended dilution: 1000-5000

联系电话: 4008-898-798, 021-61725725

联系QQ: 2881505695, 2881505696

邮箱: mlbio_cn@yeah.net

网址: www.mlbio.cn