

Anti-PRDX5 antibody

Cat. No.	ml121158
Package	25 µl/100 µl/200 µl
Storage	-20°C, pH7.4 PBS, 0.05% NaN ₃ , 40% Glycerol

Product overview

Description	Anti-PRDX5 rabbit polyclonal antibody
Applications	ELISA, IHC
Immunogen	Fusion protein of human PRDX5
Reactivity	Human, Mouse, Rat
Content	0.3 mg/ml
Host species	Rabbit
Ig class	Immunogen-specific rabbit IgG
Purification	Antigen affinity purification

Target information

Symbol	PRDX5
Full name	peroxiredoxin 5
Synonyms	PLP; ACR1; B166; PRXV; PMP20; PRDX6; SBBI10; AOEB166
Swissprot	P30044

Target Background

This gene encodes a member of the peroxiredoxin family of antioxidant enzymes, which reduce hydrogen peroxide and alkyl hydroperoxides. The encoded protein may play an antioxidant protective role in different tissues under normal conditions and during inflammatory processes. This protein interacts with peroxisome receptor 1. The crystal structure of this protein in its reduced form has been resolved to 1.5 angstrom resolution. This gene uses alternate in-frame translation initiation sites to generate mitochondrial or peroxisomal/cytoplasmic forms. Three transcript variants encoding distinct isoforms have been identified for this gene.

订购热线: 4008-898-798

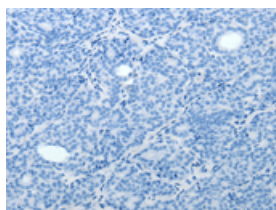
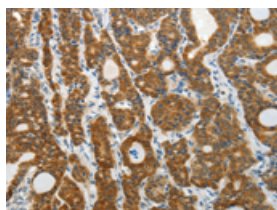
Applications

Immunohistochemistry

Predicted cell location: Cytoplasm

Positive control: Human thyroid cancer

Recommended dilution: 50-200

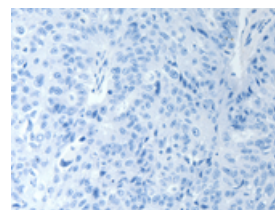
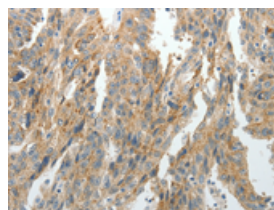


The image on the left is immunohistochemistry of paraffin-embedded Human thyroid cancer tissue using ml121158(PRD5 Antibody) at dilution 1/40, on the right is treated with fusion protein. (Original magnification: $\times 200$)

Predicted cell location: Cytoplasm

Positive control: Human ovarian cancer

Recommended dilution: 50-200



The image on the left is immunohistochemistry of paraffin-embedded Human ovarian cancer tissue using ml121158(PRD5 Antibody) at dilution 1/40, on the right is treated with fusion protein. (Original magnification: $\times 200$)

ELISA

Recommended dilution: 2000-5000

联系电话: 4008-898-798, 021-61725725

联系QQ: 2881505695, 2881505696

邮箱: mlbio_cn@yeah.net

网址: www.mlbio.cn