

Anti-SNAP91 antibody

| | |
|-----------------|---|
| Cat. No. | ml121635 |
| Package | 25 µl/100 µl/200 µl |
| Storage | -20°C, pH7.4 PBS, 0.05% NaN ₃ , 40% Glycerol |

Product overview

| | |
|---------------------|--|
| Description | Anti-SNAP91 rabbit polyclonal antibody |
| Applications | ELISA, IHC |
| Immunogen | Fusion protein of human SNAP91 |
| Reactivity | Human, Mouse |
| Content | 0.1 mg/ml |
| Host species | Rabbit |
| Ig class | Immunogen-specific rabbit IgG |
| Purification | Antigen affinity purification |

Target information

| | |
|------------------|--|
| Symbol | SNAP91 |
| Full name | synaptosomal-associated protein, 91kDa |
| Synonyms | CALM; AP180 |
| Swissprot | O60641 |

Target Background

Clathrin coat assembly protein AP180 is a protein that in humans is encoded by the SNAP91 gene. Adaptins are components of the adapter complexes which link clathrin to receptors in coated vesicles. Clathrin-associated protein complexes are believed to interact with the cytoplasmic tails of membrane proteins, leading to their selection and concentration. Binding of AP180 to clathrin triskelia induces their assembly into 60-70 nm coats.

订购热线: 4008-898-798

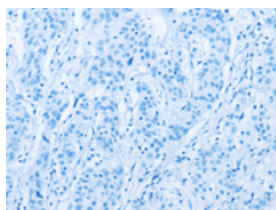
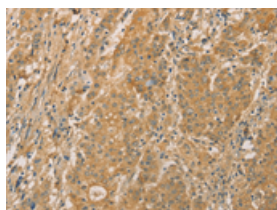
Applications

Immunohistochemistry

Predicted cell location: Cytoplasm

Positive control: Human gasrtic cancer

Recommended dilution: 25-100

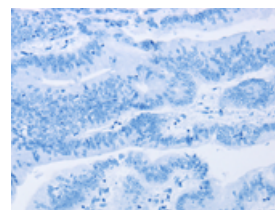
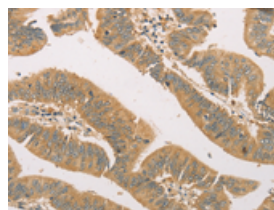


The image on the left is immunohistochemistry of paraffin-embedded Human gasrtic cancer tissue using ml121635(SNAP91 Antibody) at dilution 1/20, on the right is treated with fusion protein. (Original magnification: ×200)

Predicted cell location: Cytoplasm

Positive control: Human colon cancer

Recommended dilution: 25-100



The image on the left is immunohistochemistry of paraffin-embedded Human colon cancer tissue using ml121635(SNAP91 Antibody) at dilution 1/20, on the right is treated with fusion protein. (Original magnification: ×200)

ELISA

Recommended dilution: 2000-5000

联系电话: 4008-898-798, 021-61725725

联系QQ: 2881505695, 2881505696

邮箱: mlbio_cn@yeah.net

网址: www.mlbio.cn