

Anti-ARHGAP5 antibody

Cat. No.	ml121684
Package	25 µl/100 µl/200 µl
Storage	-20°C, pH7.4 PBS, 0.05% NaN ₃ , 40% Glycerol

Product overview

Description	Anti-ARHGAP5 rabbit polyclonal antibody
Applications	ELISA, IHC
Immunogen	Fusion protein of human ARHGAP5
Reactivity	Human, Mouse
Content	0.2 mg/ml
Host species	Rabbit
Ig class	Immunogen-specific rabbit IgG
Purification	Antigen affinity purification

Target information

Symbol	ARHGAP5
Full name	Rho GTPase activating protein 5
Synonyms	GFI2; p190-B; RhoGAP5; p190BRhoGAP
Swissprot	Q13017

Target Background

Rho GTPase activating protein 5 negatively regulates RHO GTPases, a family which may mediate cytoskeleton changes by stimulating the hydrolysis of bound GTP. Two transcript variants encoding different isoforms have been found for this gene. GTPase-activating protein for Rho family members. May play a role in the reduction of the p21rasGTPase-activating potential of RASA1/p120GAP.

订购热线: 4008-898-798

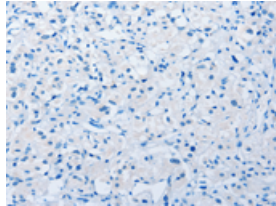
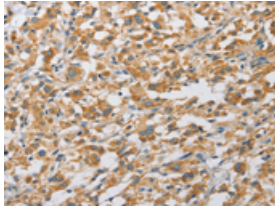
Applications

Immunohistochemistry

Predicted cell location: Cytoplasm

Positive control: Human thyroid cancer

Recommended dilution: 25-100

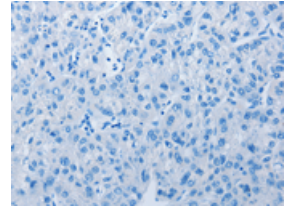
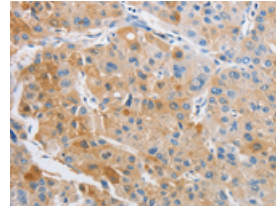


The image on the left is immunohistochemistry of paraffin-embedded Human thyroid cancer tissue using ml121684(ARHGAP5 Antibody) at dilution 1/25, on the right is treated with fusion protein. (Original magnification: $\times 200$)

Predicted cell location: Cytoplasm

Positive control: Human liver cancer

Recommended dilution: 25-100



The image on the left is immunohistochemistry of paraffin-embedded Human liver cancer tissue using ml121684(ARHGAP5 Antibody) at dilution 1/25, on the right is treated with fusion protein. (Original magnification: $\times 200$)

ELISA

Recommended dilution: 2000-5000

联系电话: 4008-898-798, 021-61725725

联系QQ: 2881505695, 2881505696

邮箱: mlbio_cn@yeah.net

网址: www.mlbio.cn