

Anti-USP2 antibody

Cat. No.	ml121761
Package	25 µl/100 µl/200 µl
Storage	-20°C, pH7.4 PBS, 0.05% NaN ₃ , 40% Glycerol

Product overview

Description	Anti-USP2 rabbit polyclonal antibody
Applications	ELISA, IHC
Immunogen	Fusion protein of human USP2
Reactivity	Human, Mouse, Rat
Content	0.3 mg/ml
Host species	Rabbit
Ig class	Immunogen-specific rabbit IgG
Purification	Antigen affinity purification

Target information

Symbol	USP2
Full name	ubiquitin specific peptidase 2
Synonyms	USP9; UBP41
Swissprot	O75604

Target Background

This gene encodes a member of the family of de-ubiquitinating enzymes, which belongs to the peptidase C19 superfamily. The encoded protein is a ubiquitin-specific protease which is required for TNF-alpha (tumor necrosis factor alpha) -induced NF-kB (nuclear factor kB) signaling. This protein deubiquitinates polyubiquitinated target proteins such as fatty acid synthase, murine double minute 2 (MDM2), MDM4/MDMX and cyclin D1. MDM2 and MDM4 are negative regulators of the p53 tumor suppressor and cyclin D1 is required for cell cycle G1/S transition. Multiple alternatively spliced transcript variants encoding different isoforms have been identified.

订购热线: 4008-898-798

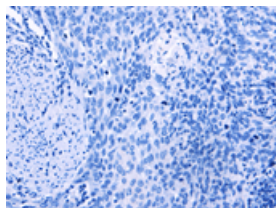
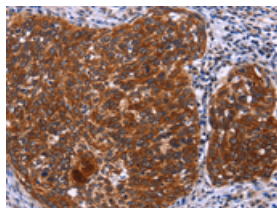
Applications

Immunohistochemistry

Predicted cell location: Cytoplasm

Positive control: Human cervical cancer

Recommended dilution: 50-200

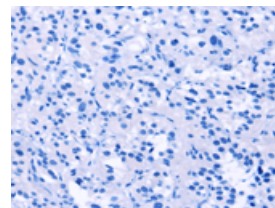
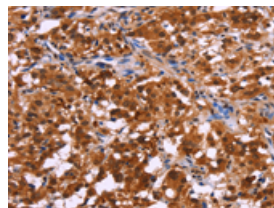


The image on the left is immunohistochemistry of paraffin-embedded Human cervical cancer tissue using ml121761(USP2 Antibody) at dilution 1/40, on the right is treated with fusion protein. (Original magnification: ×200)

Predicted cell location: Cytoplasm

Positive control: Human thyroid cancer

Recommended dilution: 50-200



The image on the left is immunohistochemistry of paraffin-embedded Human thyroid cancer tissue using ml121761(USP2 Antibody) at dilution 1/40, on the right is treated with fusion protein. (Original magnification: ×200)

ELISA

Recommended dilution: 2000-5000

联系电话: 4008-898-798, 021-61725725

联系QQ: 2881505695, 2881505696

邮箱: mlbio_cn@yeah.net

网址: www.mlbio.cn