

Anti-DOK4 antibody

Cat. No.	ml121819
Package	25 µl/100 µl/200 µl
Storage	-20°C, pH7.4 PBS, 0.05% NaN ₃ , 40% Glycerol

Product overview

Description	Anti-DOK4 rabbit polyclonal antibody
Applications	ELISA, IHC
Immunogen	Fusion protein of human DOK4
Reactivity	Human, Mouse
Content	0.5 mg/ml
Host species	Rabbit
Ig class	Immunogen-specific rabbit IgG
Purification	Antigen affinity purification

Target information

Symbol	DOK4
Full name	docking protein 4
Synonyms	
Swissprot	Q8TEW6

Target Background

Docking protein 4 is a protein that in humans is encoded by the DOK4 gene. Dok-4 is a 326 amino acid protein that contains one PH domain and one IRS-type PTB domain and belongs to the Dok family of interacting proteins. Expressed in a variety of tissues with highest expression in liver, heart, kidney and skeletal muscle, Dok-4 plays an important role in Ret-mediated neurite outgrowth and may link Ret with downstream effectors during neuronal differentiation. Additionally, Dok-4 is thought to play a positive role in the activation of MAPK pathways and may participate in T-cell induced immune system regulation. Overexpression of Dok-4 is associated with clear cell renal cell carcinoma, suggesting a role for Dok-4 in tumorigenesis.

订购热线: 4008-898-798

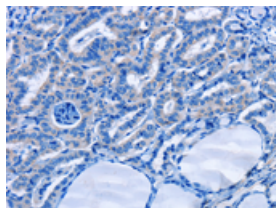
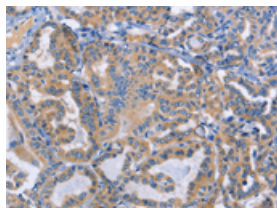
Applications

Immunohistochemistry

Predicted cell location: Cytoplasm

Positive control: Human thyroid cancer

Recommended dilution: 50-200

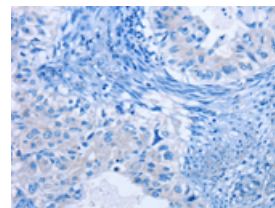
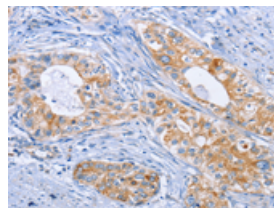


The image on the left is immunohistochemistry of paraffin-embedded Human thyroid cancer tissue using ml121819(DOK4 Antibody) at dilution 1/50, on the right is treated with fusion protein. (Original magnification: $\times 200$)

Predicted cell location: Cytoplasm

Positive control: Human cervical cancer

Recommended dilution: 50-200



The image on the left is immunohistochemistry of paraffin-embedded Human cervical cancer tissue using ml121819(DOK4 Antibody) at dilution 1/50, on the right is treated with fusion protein. (Original magnification: $\times 200$)

ELISA

Recommended dilution: 1000-5000

联系电话: 4008-898-798, 021-61725725

联系QQ: 2881505695, 2881505696

邮箱: mlbio_cn@yeah.net

网址: www.mlbio.cn