

Anti-VWA5A antibody

Cat. No.	ml121980
Package	25 µl/100 µl/200 µl
Storage	-20°C, pH7.4 PBS, 0.05% NaN ₃ , 40% Glycerol

Product overview

Description	Anti-VWA5A rabbit polyclonal antibody
Applications	ELISA, IHC
Immunogen	Fusion protein of human VWA5A
Reactivity	Human
Content	0.9 mg/ml
Host species	Rabbit
Ig class	Immunogen-specific rabbit IgG
Purification	Antigen affinity purification

Target information

Symbol	VWA5A
Full name	von Willebrand factor A domain containing 5A
Synonyms	BCSC1; BCSC-1; LOH11CR2A
Swissprot	O00534

Target Background

VWA5A (von Willebrand factor A domain containing 5A), also known as BCSC-1 (breast cancer suppressor candidate 1) or LOH11CR2A (loss of heterozygosity 11 chromosomal region 2 gene A protein), is a 786 amino acid protein containing one VIT domain and one VWFA domain. VWA5A is expressed at low levels in various tissues, with no expression found in 80% of tumor cell lines. Likely acting as a tumor suppressor gene, deletion of VWA5A leads to loss of heterozygosity (LOH) in breast and ovarian tumors, and may have an important role as a potential gene therapy target. Abnormal expression of VWA5A may lead to an increase in adhesion of CNE-2L2 cells associated with an increase in expression of E-cadherin, alpha-catenin, and p53, resulting in a decrease of malignant activity in cells with ectopic expression of VWA5A.

订购热线: 4008-898-798

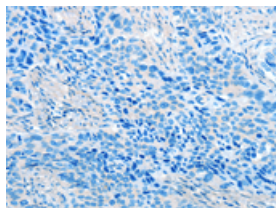
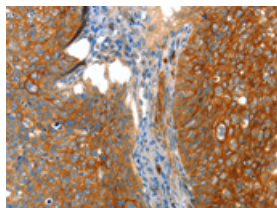
Applications

Immunohistochemistry

Predicted cell location: Cytoplasm

Positive control: Human cervical cancer

Recommended dilution: 100-300

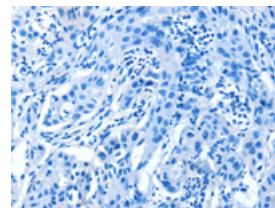
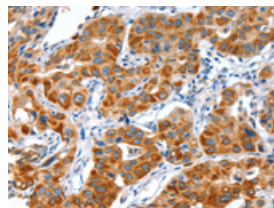


The image on the left is immunohistochemistry of paraffin-embedded Human cervical cancer tissue using ml121980(VWA5A Antibody) at dilution 1/80, on the right is treated with fusion protein. (Original magnification: $\times 200$)

Predicted cell location: Cytoplasm

Positive control: Human lung cancer

Recommended dilution: 100-300



The image on the left is immunohistochemistry of paraffin-embedded Human lung cancer tissue using ml121980(VWA5A Antibody) at dilution 1/80, on the right is treated with fusion protein. (Original magnification: $\times 200$)

ELISA

Recommended dilution: 2000-10000

联系电话: 4008-898-798, 021-61725725

联系QQ: 2881505695, 2881505696

邮箱: mlbio_cn@yeah.net

网址: www.mlbio.cn