

Anti-CAMK4 antibody

Cat. No.	ml122021
Package	25 µl/100 µl/200 µl
Storage	-20°C, pH7.4 PBS, 0.05% NaN ₃ , 40% Glycerol

Product overview

Description	Anti-CAMK4 rabbit polyclonal antibody
Applications	ELISA, IHC
Immunogen	Fusion protein of human CAMK4
Reactivity	Human, Mouse, Rat
Content	0.6 mg/ml
Host species	Rabbit
Ig class	Immunogen-specific rabbit IgG
Purification	Antigen affinity purification

Target information

Symbol	CAMK4
Full name	calcium/calmodulin-dependent protein kinase IV
Synonyms	IV; caMK; CaMK IV; CaMK-GR
Swissprot	Q16566

Target Background

The product of this gene belongs to the serine/threonine protein kinase family, and to the Ca(2+)/calmodulin-dependent protein kinase subfamily. This enzyme is a multifunctional serine/threonine protein kinase with limited tissue distribution, that has been implicated in transcriptional regulation in lymphocytes, neurons and male germ cells.

订购热线: 4008-898-798

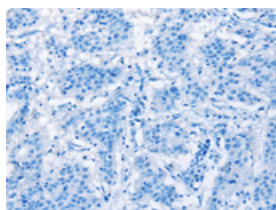
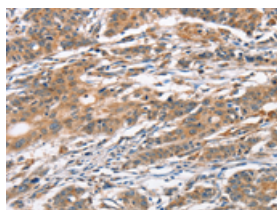
Applications

Immunohistochemistry

Predicted cell location: Cytoplasm

Positive control: Human gasrtic cancer

Recommended dilution: 50-200

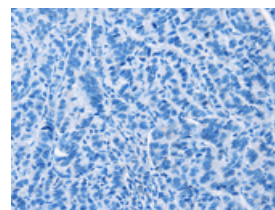
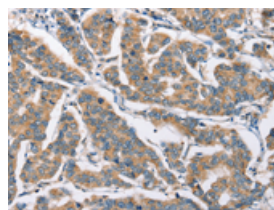


The image on the left is immunohistochemistry of paraffin-embedded Human gasrtic cancer tissue using ml122021(CAMK4 Antibody) at dilution 1/40, on the right is treated with fusion protein. (Original magnification: ×200)

Predicted cell location: Cytoplasm

Positive control: Human breast cancer

Recommended dilution: 50-200



The image on the left is immunohistochemistry of paraffin-embedded Human breast cancer tissue using ml122021(CAMK4 Antibody) at dilution 1/40, on the right is treated with fusion protein. (Original magnification: ×200)

ELISA

Recommended dilution: 2000-5000

联系电话: 4008-898-798, 021-61725725

联系QQ: 2881505695, 2881505696

邮箱: mlbio_cn@yeah.net

网址: www.mlbio.cn