

Anti-HSD17B13 antibody

Cat. No.	ml122509
Package	25 µl/100 µl/200 µl
Storage	-20°C, pH7.4 PBS, 0.05% NaN ₃ , 40% Glycerol

Product overview

Description	Anti-HSD17B13 rabbit polyclonal antibody
Applications	ELISA, IHC
Immunogen	Fusion protein of human HSD17B13
Reactivity	Human, Rat
Content	0.5 mg/ml
Host species	Rabbit
Ig class	Immunogen-specific rabbit IgG
Purification	Antigen affinity purification

Target information

Symbol	HSD17B13
Full name	hydroxysteroid (17-beta) dehydrogenase 13
Synonyms	SCDR9; NIIL497; SDR16C3; HMFN0376
Swissprot	Q7Z5P4

Target Background

Hydroxysteroid (17-beta) dehydrogenase 13, also designated Short-chain dehydrogenase/reductase 9 (SCDR9), which regulate the availability of steroids within various tissues throughout the body. HSD17B13 is a 300 amino acid secreted protein that is highly expressed in liver and is also detected in ovary, bone marrow, kidney, brain, lung, skeletal muscle, bladder and testis. The gene encoding HSD17B13 maps to chromosome 4, which houses nearly 6% of the human genome and has the largest gene deserts (regions of the genome with no protein encoding genes) of all of the human chromosomes. Defects in some of the genes located on chromosome 4 are associated with Huntington's disease, Ellis-van Creveld syndrome, methylmalonic acidemia and polycystic kidney disease.

订购热线: 4008-898-798

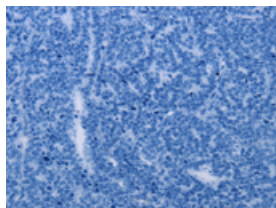
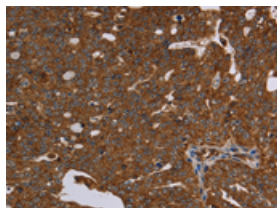
Applications

Immunohistochemistry

Predicted cell location: Cytoplasm

Positive control: Human ovarian cancer

Recommended dilution: 50-200

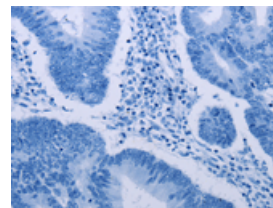
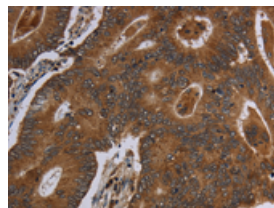


The image on the left is immunohistochemistry of paraffin-embedded Human ovarian cancer tissue using ml122509(HSD17B13 Antibody) at dilution 1/30, on the right is treated with fusion protein. (Original magnification: $\times 200$)

Predicted cell location: Cytoplasm

Positive control: Human colon cancer

Recommended dilution: 50-200



The image on the left is immunohistochemistry of paraffin-embedded Human colon cancer tissue using ml122509(HSD17B13 Antibody) at dilution 1/30, on the right is treated with fusion protein. (Original magnification: $\times 200$)

ELISA

Recommended dilution: 2000-5000

联系电话: 4008-898-798, 021-61725725

联系QQ: 2881505695, 2881505696

邮箱: mlbio_cn@yeah.net

网址: www.mlbio.cn