

Anti-NDUFS3 antibody

Cat. No.	ml222746
Package	25 µl/100 µl/200 µl
Storage	-20°C, pH7.4 PBS, 0.05% NaN ₃ , 40% Glycerol

Product overview

Description	Anti-NDUFS3 rabbit polyclonal antibody
Applications	ELISA, WB, IHC
Immunogen	Fusion protein of human NDUFS3
Reactivity	Human, Mouse
Content	0.5 mg/ml
Host species	Rabbit
Ig class	Immunogen-specific rabbit IgG
Purification	Antigen affinity purification

Target information

Symbol	NDUFS3
Full name	NADH dehydrogenase (ubiquinone) Fe-S protein 3, 30kDa (NADH-coenzyme Q reductase)

Synonyms	CI-30
Swissprot	O75489

Target Background

This gene encodes one of the iron-sulfur protein (IP) components of mitochondrial NADH:ubiquinone oxidoreductase (complex I). Mutations in this gene are associated with Leigh syndrome resulting from mitochondrial complex I deficiency.

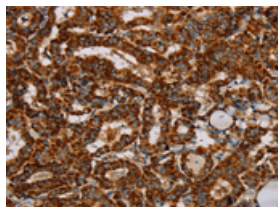
Applications

Immunohistochemistry

Predicted cell location: Cytoplasm

Positive control: Human thyroid cancer

Recommended dilution: 50-200

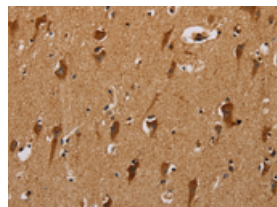


The image on the left is immunohistochemistry of paraffin-embedded Human thyroid cancer tissue using ml222746(NDUFS3 Antibody) at dilution 1/40, on the right is treated with fusion protein. (Original magnification: $\times 200$)

Predicted cell location: Cytoplasm

Positive control: Human brain

Recommended dilution: 50-200



The image on the left is immunohistochemistry of paraffin-embedded Human brain tissue using ml222746(NDUFS3 Antibody) at dilution 1/40, on the right is treated with fusion protein. (Original magnification: $\times 200$)

Western blotting

Predicted band size: 30 kDa

Positive control: 293T, NIH/3T3, Raw264.7 and hela cells, human fetal brain and mouse brain tissue

Recommended dilution: 500-2000

Gel: 8%SDS-PAGE

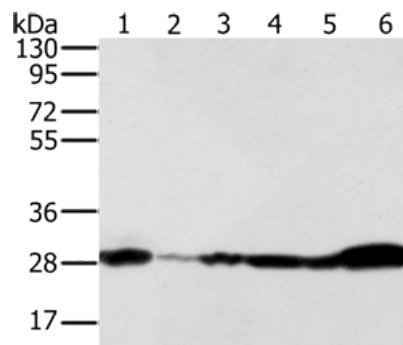
Lysate: 40 µg

Lane 1-6: 293T cells, NIH/3T3 cells, Raw264.7 cells, hela cells, human fetal brain tissue, mouse brain tissue

Primary antibody: ml222746(NDUFS3 Antibody) at dilution 1/350

Secondary antibody: Goat anti rabbit IgG at 1/8000 dilution

Exposure time: 5 seconds



ELISA

Recommended dilution: 2000-5000

联系电话: 4008-898-798, 021-61725725

联系QQ: 2881505695, 2881505696

邮箱: mlbio_cn@yeah.net

网址: www.mlbio.cn