

## Anti-SESN3 antibody

<b>Cat. No.</b>	ml123138
<b>Package</b>	25 µl/100 µl/200 µl
<b>Storage</b>	-20°C, pH7.4 PBS, 0.05% NaN <sub>3</sub> , 40% Glycerol

### Product overview

<b>Description</b>	Anti-SESN3 rabbit polyclonal antibody
<b>Applications</b>	ELISA, IHC
<b>Immunogen</b>	Full length fusion protein
<b>Reactivity</b>	Human, Mouse
<b>Content</b>	0.3 mg/ml
<b>Host species</b>	Rabbit
<b>Ig class</b>	Immunogen-specific rabbit IgG
<b>Purification</b>	Antigen affinity purification

### Target information

<b>Symbol</b>	SESN3
<b>Full name</b>	sestrin 3
<b>Synonyms</b>	SEST3
<b>Swissprot</b>	P58005

### Target Background

This gene encodes a member of the sestrin family of stress-induced proteins. The encoded protein reduces the levels of intracellular reactive oxygen species induced by activated Ras downstream of RAC-alpha serine/threonine-protein kinase (Akt) and FoxO transcription factor. The protein is required for normal regulation of blood glucose, insulin resistance and plays a role in lipid storage in obesity. Alternative splicing results in multiple transcript variants.

订购热线: 4008-898-798

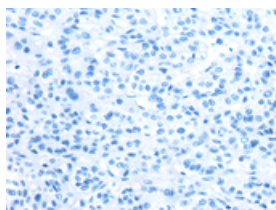
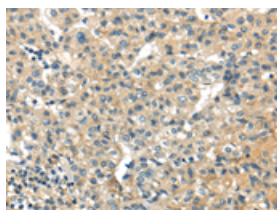
## Applications

### Immunohistochemistry

Predicted cell location: Cytoplasm

Positive control: Human liver cancer

Recommended dilution: 25-100

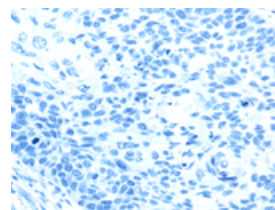
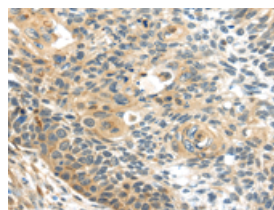


The image on the left is immunohistochemistry of paraffin-embedded Human liver cancer tissue using ml123138(SES3 Antibody) at dilution 1/20, on the right is treated with fusion protein. (Original magnification:  $\times 200$ )

Predicted cell location: Cytoplasm

Positive control: Human esophagus cancer

Recommended dilution: 25-100



The image on the left is immunohistochemistry of paraffin-embedded Human esophagus cancer tissue using ml123138(SES3 Antibody) at dilution 1/20, on the right is treated with fusion protein. (Original magnification:  $\times 200$ )

### ELISA

Recommended dilution: 2000-5000

联系电话: 4008-898-798, 021-61725725

联系QQ: 2881505695, 2881505696

邮箱: [mlbio\\_cn@yeah.net](mailto:mlbio_cn@yeah.net)

网址: [www.mlbio.cn](http://www.mlbio.cn)