

Anti-VIP antibody

Cat. No.	ml123536
Package	25 µl/100 µl/200 µl
Storage	-20°C, pH7.4 PBS, 0.05% NaN ₃ , 40% Glycerol

Product overview

Description	Anti-VIP rabbit polyclonal antibody
Applications	ELISA, IHC
Immunogen	Full length fusion protein
Reactivity	Human, Rat
Content	0.5 mg/ml
Host species	Rabbit
Ig class	Immunogen-specific rabbit IgG
Purification	Antigen affinity purification

Target information

Symbol	VIP
Full name	vasoactive intestinal peptide
Synonyms	PHM27
Swissprot	P01282

Target Background

The protein encoded by this gene belongs to the glucagon family. It stimulates myocardial contractility, causes vasodilation, increases glycogenolysis, lowers arterial blood pressure and relaxes the smooth muscle of trachea, stomach and gall bladder. The protein also acts as an antimicrobial peptide with antibacterial and antifungal activity. Alternative splicing occurs at this locus and two transcript variants encoding distinct isoforms have been identified.

订购热线: 4008-898-798

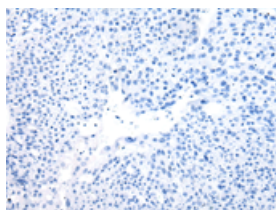
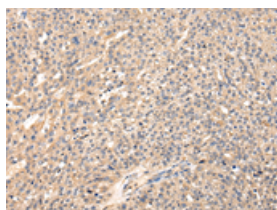
Applications

Immunohistochemistry

Predicted cell location: Cytoplasm

Positive control: Human breast cancer

Recommended dilution: 25-100

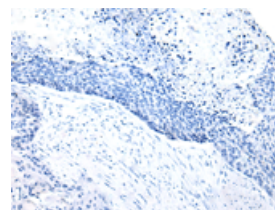
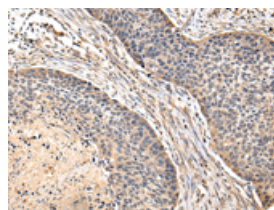


The image on the left is immunohistochemistry of paraffin-embedded Human breast cancer tissue using ml123536(VIP Antibody) at dilution 1/20, on the right is treated with fusion protein. (Original magnification: $\times 200$)

Predicted cell location: Cytoplasm

Positive control: Human esophagus cancer

Recommended dilution: 25-100



The image on the left is immunohistochemistry of paraffin-embedded Human esophagus cancer tissue using ml123536(VIP Antibody) at dilution 1/20, on the right is treated with fusion protein. (Original magnification: $\times 200$)

ELISA

Recommended dilution: 2000-5000

联系电话: 4008-898-798, 021-61725725

联系QQ: 2881505695, 2881505696

邮箱: mlbio_cn@yeah.net

网址: www.mlbio.cn