

Anti-CDKN2AIPNL antibody

Cat. No.	ml124500
Package	25 µl/100 µl/200 µl
Storage	-20°C, pH7.4 PBS, 0.05% NaN ₃ , 40% Glycerol

Product overview

Description	Anti-CDKN2AIPNL rabbit polyclonal antibody
Applications	ELISA, IHC
Immunogen	Full length fusion protein
Reactivity	Human, Mouse, Rat
Content	0.4 mg/ml
Host species	Rabbit
Ig class	Immunogen-specific rabbit IgG
Purification	Antigen affinity purification

Target information

Symbol	CDKN2AIPNL
Full name	CDKN2A interacting protein N-terminal like
Synonyms	
Swissprot	Q96HQ2

Target Background

CDKN2AIPNL (CDKN2A interacting protein N-terminal like) is a 116 amino acid protein that belongs to the CARF family. Existing as two alternatively spliced isoforms, CDKN2AIPNL is encoded by a gene that maps to human chromosome 5q31.1. Chromosome 5 contains 181 million base pairs and comprises nearly 6% of the human genome. Chromosome 5 is associated with Cockayne syndrome through the ERCC8 gene and familial adenomatous polyposis through the adenomatous polyposis coli (APC) tumor suppressor gene. Treacher Collins syndrome is also chromosome 5-associated and is caused by insertions or deletions within the TCOF1 gene. Deletion of the p arm of chromosome 5 leads to Cri du chat syndrome, while deletion of the q arm or of chromosome 5 altogether is common in therapy-related acute myelogenous leukemias and myelodysplastic syndrome.

订购热线: 4008-898-798

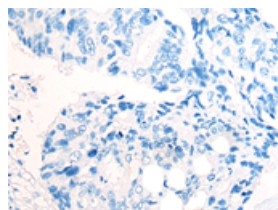
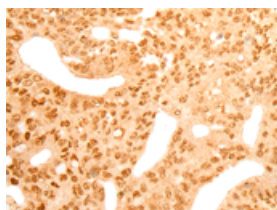
Applications

Immunohistochemistry

Predicted cell location: Cytoplasm and Nucleus

Positive control: Human colorectal cancer

Recommended dilution: 25-100

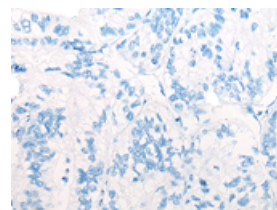
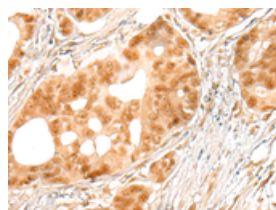


The image on the left is immunohistochemistry of paraffin-embedded Human colorectal cancer tissue using ml124500(CDKN2AIPNL Antibody) at dilution 1/25, on the right is treated with fusion protein. (Original magnification: ×200)

Predicted cell location: Cytoplasm and Nucleus

Positive control: Human gastric cancer

Recommended dilution: 25-100



The image on the left is immunohistochemistry of paraffin-embedded Human gastric cancer tissue using ml124500(CDKN2AIPNL Antibody) at dilution 1/25, on the right is treated with fusion protein. (Original magnification: ×200)

ELISA

Recommended dilution: 5000-10000

联系电话: 4008-898-798, 021-61725725

联系QQ: 2881505695, 2881505696

邮箱: mlbio_cn@yeah.net

网址: www.mlbio.cn