

Anti-DDX19A antibody

Cat. No.	ml124758
Package	25 µl/100 µl/200 µl
Storage	-20°C, pH7.4 PBS, 0.05% NaN ₃ , 40% Glycerol

Product overview

Description	Anti-DDX19A rabbit polyclonal antibody
Applications	ELISA, IHC
Immunogen	Fusion protein of human DDX19A
Reactivity	Human, Mouse
Content	0.54 mg/ml
Host species	Rabbit
Ig class	Immunogen-specific rabbit IgG
Purification	Antigen affinity purification

Target information

Symbol	DDX19A
Full name	DEAD-box helicase 19A
Synonyms	DDX19L; DDX19-DDX19L
Swissprot	Q9NUU7

Target Background

ATP-dependent RNA helicase involved in mRNA export from the nucleus. Rather than unwinding RNA duplexes, DDX19 functions as a remodeler of ribonucleoprotein particles, whereby proteins bound to nuclear mRNA are dissociated and replaced by cytoplasmic mRNA binding proteins (By similarity).

订购热线: 4008-898-798

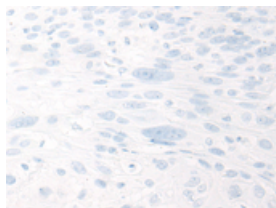
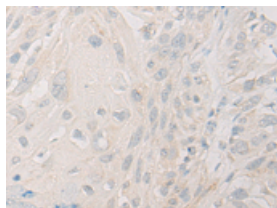
Applications

Immunohistochemistry

Predicted cell location: Cytoplasm or Nucleus

Positive control: Human esophagus cancer

Recommended dilution: 10-50

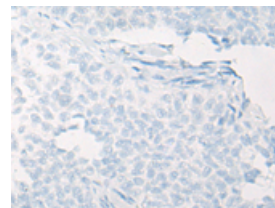
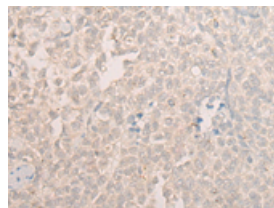


The image on the left is immunohistochemistry of paraffin-embedded Human esophagus cancer tissue using ml124758(DDX19A Antibody) at dilution 1/20, on the right is treated with fusion protein. (Original magnification: $\times 200$)

Predicted cell location: Cytoplasm or Nucleus

Positive control: Human ovarian cancer

Recommended dilution: 10-50



The image on the left is immunohistochemistry of paraffin-embedded Human ovarian cancer tissue using ml124758(DDX19A Antibody) at dilution 1/20, on the right is treated with fusion protein. (Original magnification: $\times 200$)

ELISA

Recommended dilution: 5000-10000

联系电话: 4008-898-798, 021-61725725

联系QQ: 2881505695, 2881505696

邮箱: mlbio_cn@yeah.net

网址: www.mlbio.cn