

Anti-CNTN4 antibody

Cat. No.	ml124607
Package	25 µl/100 µl/200 µl
Storage	-20°C, pH7.4 PBS, 0.05% NaN ₃ , 40% Glycerol

Product overview

Description	Anti-CNTN4 rabbit polyclonal antibody
Applications	ELISA, IHC
Immunogen	Fusion protein of human CNTN4
Reactivity	Human, Mouse, Rat
Content	1 mg/ml
Host species	Rabbit
Ig class	Immunogen-specific rabbit IgG
Purification	Antigen affinity purification

Target information

Symbol	CNTN4
Full name	contactin 4
Synonyms	AXCAM; BIG-2
Swissprot	Q8IWW2

Target Background

This gene encodes a member of the contactin family of immunoglobulins. Contactins are axon-associated cell adhesion molecules that function in neuronal network formation and plasticity. The encoded protein is a glycosylphosphatidylinositol-anchored neuronal membrane protein that may play a role in the formation of axon connections in the developing nervous system. Deletion or mutation of this gene may play a role in 3p deletion syndrome and autism spectrum disorders. Alternative splicing results in multiple transcript variants.

订购热线: 4008-898-798

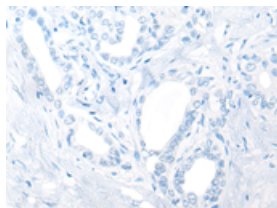
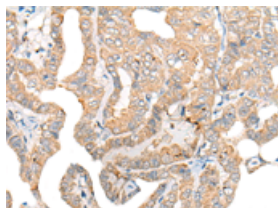
Applications

Immunohistochemistry

Predicted cell location: Secreted

Positive control: Human thyroid cancer

Recommended dilution: 25-100

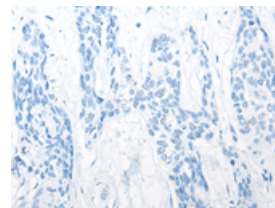
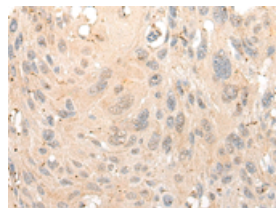


The image on the left is immunohistochemistry of paraffin-embedded Human thyroid cancer tissue using ml124607(CNTN4 Antibody) at dilution 1/30, on the right is treated with fusion protein. (Original magnification: ×200)

Predicted cell location: Secreted

Positive control: Human esophagus cancer

Recommended dilution: 25-100



The image on the left is immunohistochemistry of paraffin-embedded Human esophagus cancer tissue using ml124607(CNTN4 Antibody) at dilution 1/30, on the right is treated with fusion protein. (Original magnification: ×200)

ELISA

Recommended dilution: 5000-10000

联系电话: 4008-898-798, 021-61725725

联系QQ: 2881505695, 2881505696

邮箱: mlbio_cn@yeah.net

网址: www.mlbio.cn