

Anti-CALCOCO1 antibody

Cat. No.	ml124611
Package	25 µl/100 µl/200 µl
Storage	-20°C, pH7.4 PBS, 0.05% NaN ₃ , 40% Glycerol

Product overview

Description	Anti-CALCOCO1 rabbit polyclonal antibody
Applications	ELISA, IHC
Immunogen	Fusion protein of human CALCOCO1
Reactivity	Human, Mouse, Rat
Content	0.3 mg/ml
Host species	Rabbit
Ig class	Immunogen-specific rabbit IgG
Purification	Antigen affinity purification

Target information

Symbol	CALCOCO1
Full name	calcium binding and coiled-coil domain 1
Synonyms	Cocoa; PP13275; calphoglin
Swissprot	Q9P1Z2

Target Background

CALCOCO1 (calcium-binding and coiled-coil domain-containing protein 1), also known as cocoa, calphoglin, sarcoma antigen NY-SAR-3 or coiled-coil coactivator protein, is a 691 amino acid protein that shuttles between the cytoplasm and nucleus and functions as coactivator for aryl hydrocarbon and nuclear receptors. A member of the CALCOCO family, CALCOCO1 is forms a calphoglin complex with PPA1 and PGM 1 and contains multiple functional domains through which it acts as a component of both the androgen signaling pathway and the Wnt/β-catenin signaling pathway. CALCOCO1 exists as three alternatively spliced isoforms (termed Q9P1Z2-1, 2 and 3), which are encoded by genes mapping to human chromosome 12q13.13 and mouse chromosome 15 F3.

订购热线: 4008-898-798

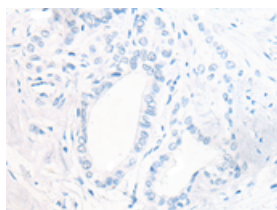
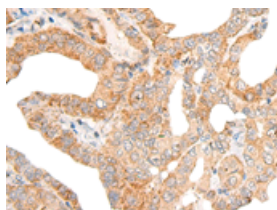
Applications

Immunohistochemistry

Predicted cell location: Cytoplasm or Nucleus

Positive control: Human thyroid cancer

Recommended dilution: 20-100

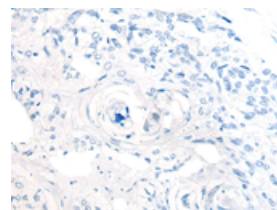
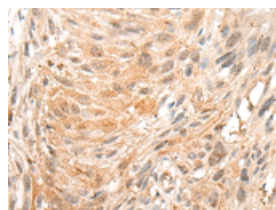


The image on the left is immunohistochemistry of paraffin-embedded Human thyroid cancer tissue using ml124611(CALCOCO1 Antibody) at dilution 1/20, on the right is treated with fusion protein. (Original magnification: ×200)

Predicted cell location: Cytoplasm or Nucleus

Positive control: Human esophagus cancer

Recommended dilution: 20-100



The image on the left is immunohistochemistry of paraffin-embedded Human esophagus cancer tissue using ml124611(CALCOCO1 Antibody) at dilution 1/20, on the right is treated with fusion protein. (Original magnification: ×200)

ELISA

Recommended dilution: 5000-10000

联系电话: 4008-898-798, 021-61725725

联系QQ: 2881505695, 2881505696

邮箱: mlbio_cn@yeah.net

网址: www.mlbio.cn