

Anti-ZNF24 antibody

Cat. No.	ml124009
Package	25 µl/100 µl/200 µl
Storage	-20°C, pH7.4 PBS, 0.05% NaN ₃ , 40% Glycerol

Product overview

Description	Anti-ZNF24 rabbit polyclonal antibody
Applications	ELISA, IHC
Immunogen	Fusion protein of human ZNF24
Reactivity	Human, Mouse, Rat
Content	0.7 mg/ml
Host species	Rabbit
Ig class	Immunogen-specific rabbit IgG
Purification	Antigen affinity purification

Target information

Symbol	ZNF24
Full name	zinc finger protein 24
Synonyms	KOX17; RSG-A; ZNF191; ZSCAN3; Zfp191
Swissprot	P17028

Target Background

Transcription factor required for myelination of differentiated oligodendrocytes. Required for the conversion of oligodendrocytes from the premyelinating to the myelinating state. In the developing central nervous system (CNS), involved in the maintenance in the progenitor stage by promoting the cell cycle. Specifically binds to the 5'-TCAT-3' DNA sequence (By similarity). Has transcription repressor activity in vitro.

订购热线: 4008-898-798

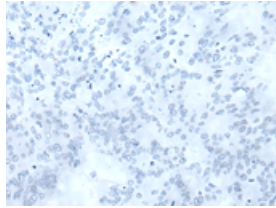
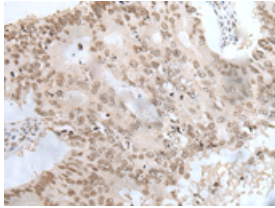
Applications

Immunohistochemistry

Predicted cell location: Nucleus

Positive control: Human colorectal cancer

Recommended dilution: 20-100

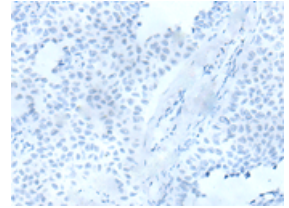
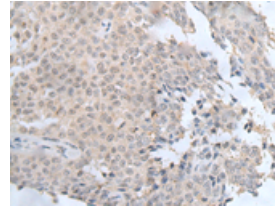


The image on the left is immunohistochemistry of paraffin-embedded Human colorectal cancer tissue using ml124009(ZNF24 Antibody) at dilution 1/30, on the right is treated with fusion protein. (Original magnification: $\times 200$)

Predicted cell location: Nucleus

Positive control: Human ovarian cancer

Recommended dilution: 20-100



The image on the left is immunohistochemistry of paraffin-embedded Human ovarian cancer tissue using ml124009(ZNF24 Antibody) at dilution 1/30, on the right is treated with fusion protein. (Original magnification: $\times 200$)

ELISA

Recommended dilution: 5000-10000

联系电话: 4008-898-798, 021-61725725

联系QQ: 2881505695, 2881505696

邮箱: mlbio_cn@yeah.net

网址: www.mlbio.cn