

## Anti-ZNF83 antibody

<b>Cat. No.</b>	ml124046
<b>Package</b>	25 µl/100 µl/200 µl
<b>Storage</b>	-20°C, pH7.4 PBS, 0.05% NaN <sub>3</sub> , 40% Glycerol

### Product overview

<b>Description</b>	Anti-ZNF83 rabbit polyclonal antibody
<b>Applications</b>	ELISA, IHC
<b>Immunogen</b>	Fusion protein of human ZNF83
<b>Reactivity</b>	Human
<b>Content</b>	0.4 mg/ml
<b>Host species</b>	Rabbit
<b>Ig class</b>	Immunogen-specific rabbit IgG
<b>Purification</b>	Antigen affinity purification

### Target information

<b>Symbol</b>	ZNF83
<b>Full name</b>	zinc finger protein 83
<b>Synonyms</b>	HPF1; ZNF816B
<b>Swissprot</b>	P51522

### Target Background

May be involved in transcriptional regulation.

订购热线: 4008-898-798

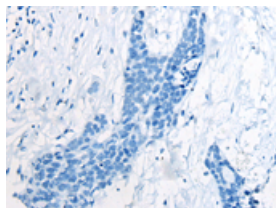
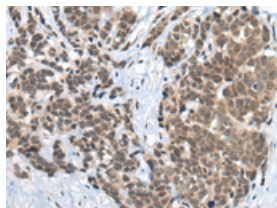
## Applications

### Immunohistochemistry

Predicted cell location: Cytoplasm and Nucleus

Positive control: Human thyroid cancer

Recommended dilution: 40-200

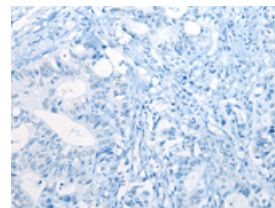
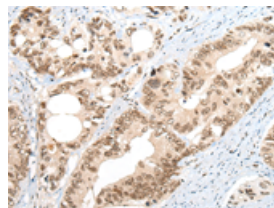


The image on the left is immunohistochemistry of paraffin-embedded Human thyroid cancer tissue using ml124046(ZNF83 Antibody) at dilution 1/50, on the right is treated with fusion protein. (Original magnification:  $\times 200$ )

Predicted cell location: Cytoplasm and Nucleus

Positive control: Human colorectal cancer

Recommended dilution: 40-200



The image on the left is immunohistochemistry of paraffin-embedded Human colorectal cancer tissue using ml124046(ZNF83 Antibody) at dilution 1/50, on the right is treated with fusion protein. (Original magnification:  $\times 200$ )

### ELISA

Recommended dilution: 5000-10000

联系电话: 4008-898-798, 021-61725725

联系QQ: 2881505695, 2881505696

邮箱: [mlbio\\_cn@yeah.net](mailto:mlbio_cn@yeah.net)

网址: [www.mlbio.cn](http://www.mlbio.cn)